

N. BRASHER.

Bee Hive.

No. 29,356.

Patented July 31, 1860.

Fig. 1.

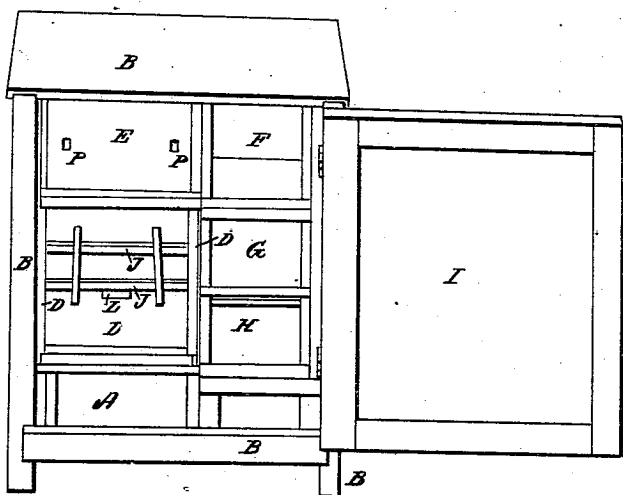


Fig. 3.

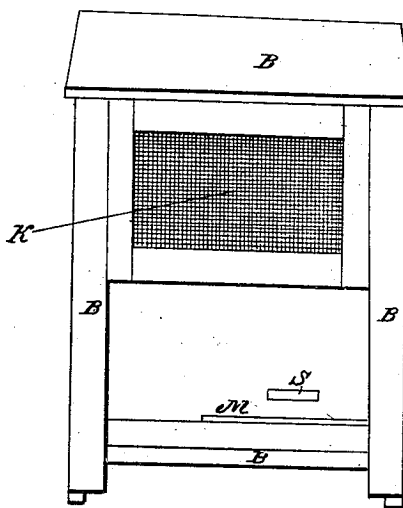


Fig. 2.

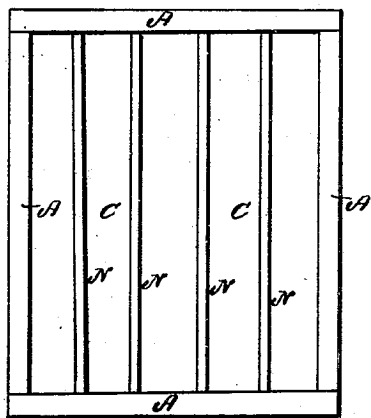


Fig. 4.


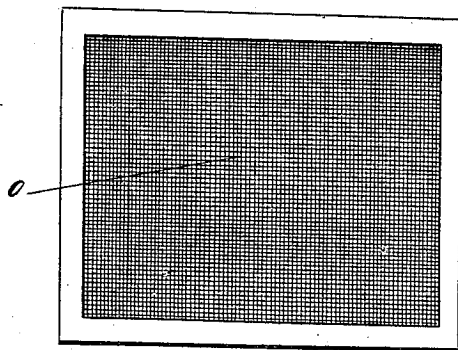


Fig. 5.



Witnesses:

Hanson O'born
M. Hatfield

Inventor:

Nathan Brasher.

UNITED STATES PATENT OFFICE.

NATHAN BRASHER, OF GREENS FORK, INDIANA.

BEEHIVE.

Specification of Letters Patent No. 29,356, dated July 31, 1860.

To all whom it may concern:

Be it known that I, NATHAN BRASHER, of Greens Fork, in the county of Wayne and State of Indiana, have invented a new and
5 Improved Miller or Moth Drawer; and I do hereby declare that the following is a full and exact description thereof, reference being had to the accompanying drawings, and to the letters of reference marked thereon,
10 in which—

Figure 1 is a perspective view of the hive, at the back, with the door thrown open, to show its arrangement. Fig. 2 is a plan top view of the miller drawer. Fig. 3 shows the
15 back of the hive in perspective. Fig. 4 is a plan end view of the miller drawer, at its front end. Fig. 5 is a plan view of the bottom of the brood box, that sits over the miller drawer.

To enable others skilled in the art to make and use my invention I will proceed to describe its construction and operation.

I construct my miller drawer, as shown at Figs. 2 and 4 and as shown at A in Fig. 1
25 with a metal bottom, on which are laid flat, either small rods or large wire or ribs of metal. In the front end of this miller drawer there is a long narrow opening large enough to admit the moth and yet not large
30 enough to admit the bees, the opening in the miller drawer being below the opening L, which admits the bees into the hive. This drawer is so constructed as to fit in close
35 under the brood box, which brood box is supplied, with a wire screen bottom to prevent the bees from getting into the miller drawer and also to prevent the moth from getting up among the bees, as shown at O in
Fig. 5.

40 In Fig. 2, C C is the metal bottom.

N, N, are the wire or rods that lie on the metal bottom.

I do not confine myself to the privilege of using my invention to the kind of a hive shown in Figs. 1 and 3, but would say that
45 it is a very convenient form to use.

In Fig. 1 B, B, is the frame or outside of this hive (like letters referring to similar parts in the different figures.)

E is one of the honey drawers. 50

D, D is the brood drawer or box.

F, and G, are honey drawers.

H is the drawer in which the feed is placed.

L, L is the mouth of the hive. 55

M, M, is the opening in the miller drawer to admit the miller.

K is the front screen.

J J are sticks to hold the honey from breaking loose. 60

I is the door to the back part of the hive.

N, N are the rods that lie on the bottom of the miller drawer.

P, P, is the opening for the bees to pass from one box to the other. 65

A, A, is the miller drawer.

I do not claim broadly the keeping of the moth eggs at so low a temperature that they will not hatch; but

Having thus described my invention what
70 I claim and desire to secure by Letters Patent—

The arrangement of the metallic ribs and metallic bottom within the moth drawer as and for the purpose herein shown and de-
75 scribed.

NATHAN BRASHER.

Witnesses:

HARRISON OGBORN,
M. HATFIELD.