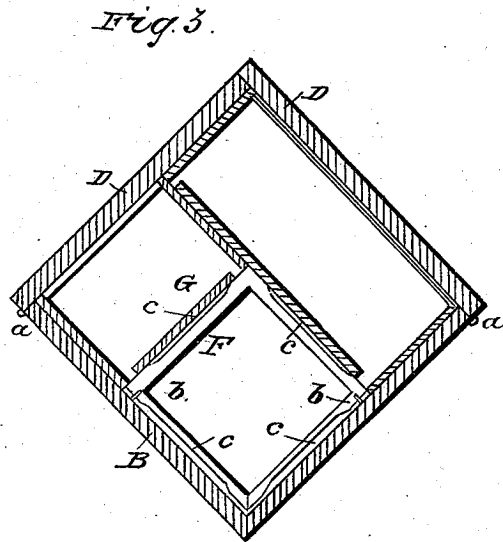
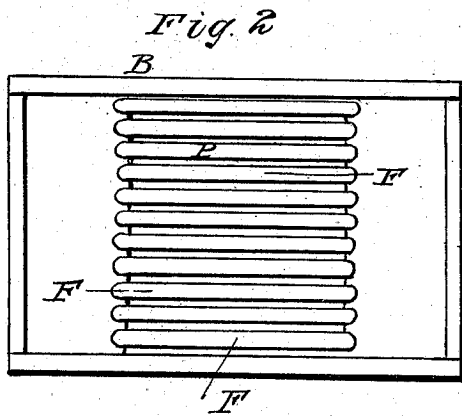
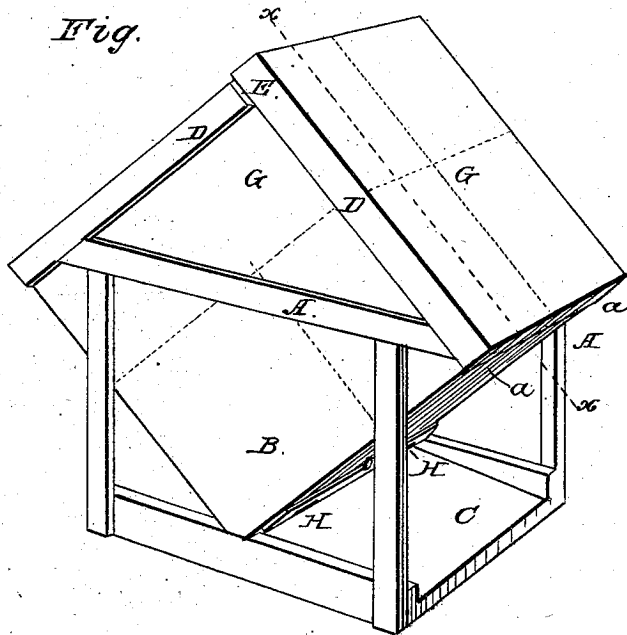


A. V. CONKLIN.

Bee Hive.

No. 83,257.

Patented Oct. 20, 1868.



Witnesses

W. Burroughs
Frank Galden

Inventor

A. V. Conklin

United States Patent Office.

A. V. CONKLIN, OF BENNINGTON, OHIO.

Letters Patent No. 83,257, dated October 20, 1868.

IMPROVEMENT IN BEE-HIVES.

The Schedule referred to in these Letters Patent and making part of the same.

To all whom it may concern:

Be it known that I, A. V. CONKLIN, of Bennington, in the county of Morrow, and State of Ohio, have invented a certain new and improved Bee-Hive; and I do hereby declare that the following is a full and complete description of the same, reference being had to the accompanying drawings, making part of this specification, in which—

Figure 1 is a perspective view of the hive.

Figure 2, a top view of the inside, with the honey-boxes removed.

Figure 3, a vertical section in direction of the line *x-x*.

Like letters of reference refer to like parts in the different views.

This invention relates to a bee-hive so constructed that the case, and the frames therein, are arranged obliquely to the table or platform on which the hive rests.

In fig. 1, A represents a frame, in which is secured the hive B. Said hive is a rectangular or other angular box, and stands on the platform C of the frame, on the vertex of the angle of two of its sides, as shown in the drawing. The upper sides D are hinged to the case at corresponding points *a*, fig. 3, so that they may be opened from the top or ridge E, whereby access is had to the interior of the hive, and which doors or covers serve as a roof for the protection of the same; or the box may be divided horizontally through the middle, and the upper half removed for access to the inside.

In the lower angle of the interior of the hive is arranged a series of rectangular comb-frames, F, fig. 2, a side view of which is shown in fig. 3. Said frames are each separately supported in position by brackets *b*, or other device, whereby they are held from contact with the sides of the hive, leaving a short space, *c*, between the wall and the frames for a free ventilation.

These frames, as will be seen in fig. 3, occupy a little more than one-fourth of the interior of the hive, and that the lower angle or section, whereas the rest part of the hive is occupied by the honey-boxes G G', placed upon and in immediate connection with the frames, a communication being established between the two, by means of bee-passages cut in the sides of the boxes that are in proximation to the frames.

Said boxes are four in number, and of unequal size, the two upper ones, G', being larger than boxes G, as indicated by the dotted lines in fig. 1, but which, however, may be less or more in number, if so desired.

C, the platform referred to, serves as a lighting. At the lower angle of the hive are the bee-doors H, for the egress and ingress of the bees.

Having thus described the construction and arrangement of the hive, the practical advantages of the same are as follows, viz:

In placing the hive in the peculiar oblique position

shown, it is easily kept clean by the bees, as all the dirt and waste fall to one point, the lower angle of the chamber, from whence they are readily removed to the outside.

By placing the movable frames in a co-relative angle with the box, and but partially filling the same, leaves a large space on the two upper sides of the frames for honey-boxes, to which access is conveniently had for removal or for inspection by the folding doors or roof D.

The instinct of the bee leads it to commence the building of comb at some angle, and that the most elevated or remote from the main entrance. To provide for this instinctive tendency of the creature, the oblique position of the frames offers such an angle to their wants, the upper one being the point from which they proceed to build the comb, which they first store with honey for food, leaving the main body of the comb below for the brood-chamber, which, as will be seen, is of large capacity, thereby securing a large space for brood, and consequently a strong stock.

The inner sides of the frames are also made angular, thereby securing the building of straight combs in the frames, so that each frame remains separate, and which may, therefore, be easily removed.

The heat of the bees ascending and concentrating in the upper angle of the hive, that portion of the hive is therefore kept warm, so that the stores are rendered accessible to the bees in the coldest weather.

It will be observed that the honey-boxes above the frames have the same angular point for the concentration of heat, and the commencement of comb-building, as the frames. Hence, in this hive, the bees find every advantage which their instincts and necessities require, in angularity of structure, space, warmth, thorough ventilation, and facility for keeping the hive clean; and those having the care of the hive find it simple in its arrangement, and hence easy to manage, conveniently accessible to the inside, and satisfactory in all its appointments.

What I claim as my improvement, and desire to secure by Letters Patent, is—

1. The square or angular case B, folding roof or doors D, when said case is elevated upon the vertex of the angle of its sides, in the manner as and for the purpose specified.

2. The angular frames F, when arranged within the case B, so that the vertex of the angles of said frames shall coincide with the vertex of the angles of the case, in the manner and for the purpose set forth.

3. The honey-boxes G G', frames F, doors D, and case B, combined and arranged, in relation to each other, in the manner and for the purpose substantially as described.

A. V. CONKLIN.

Witnesses:

J. H. BURRIDGE,
FRANK S. ALDEN.