

J. D. Meador,

Bee Hive.

No. 86569.

Patented Feb. 2. 1869.

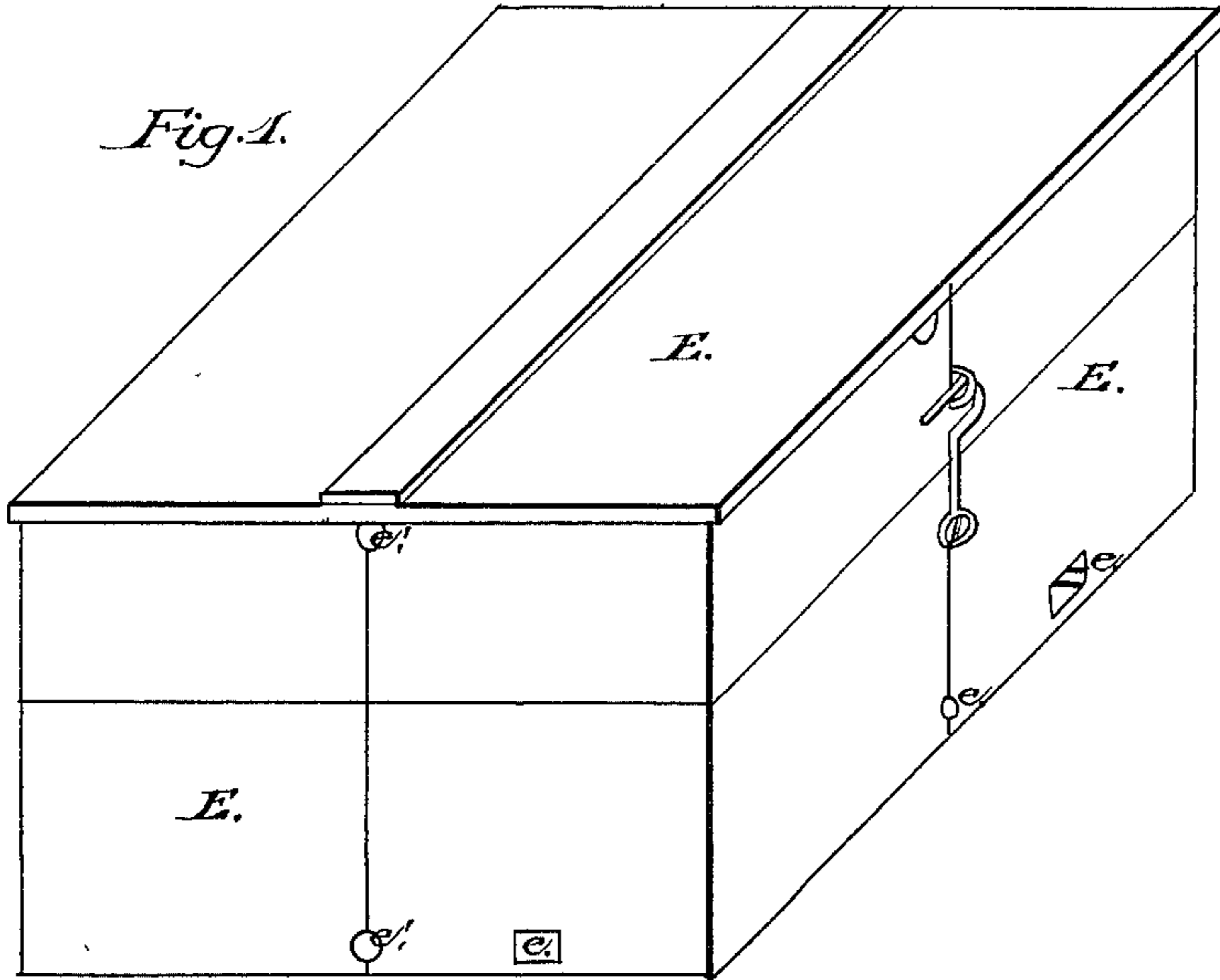


Fig. 2.

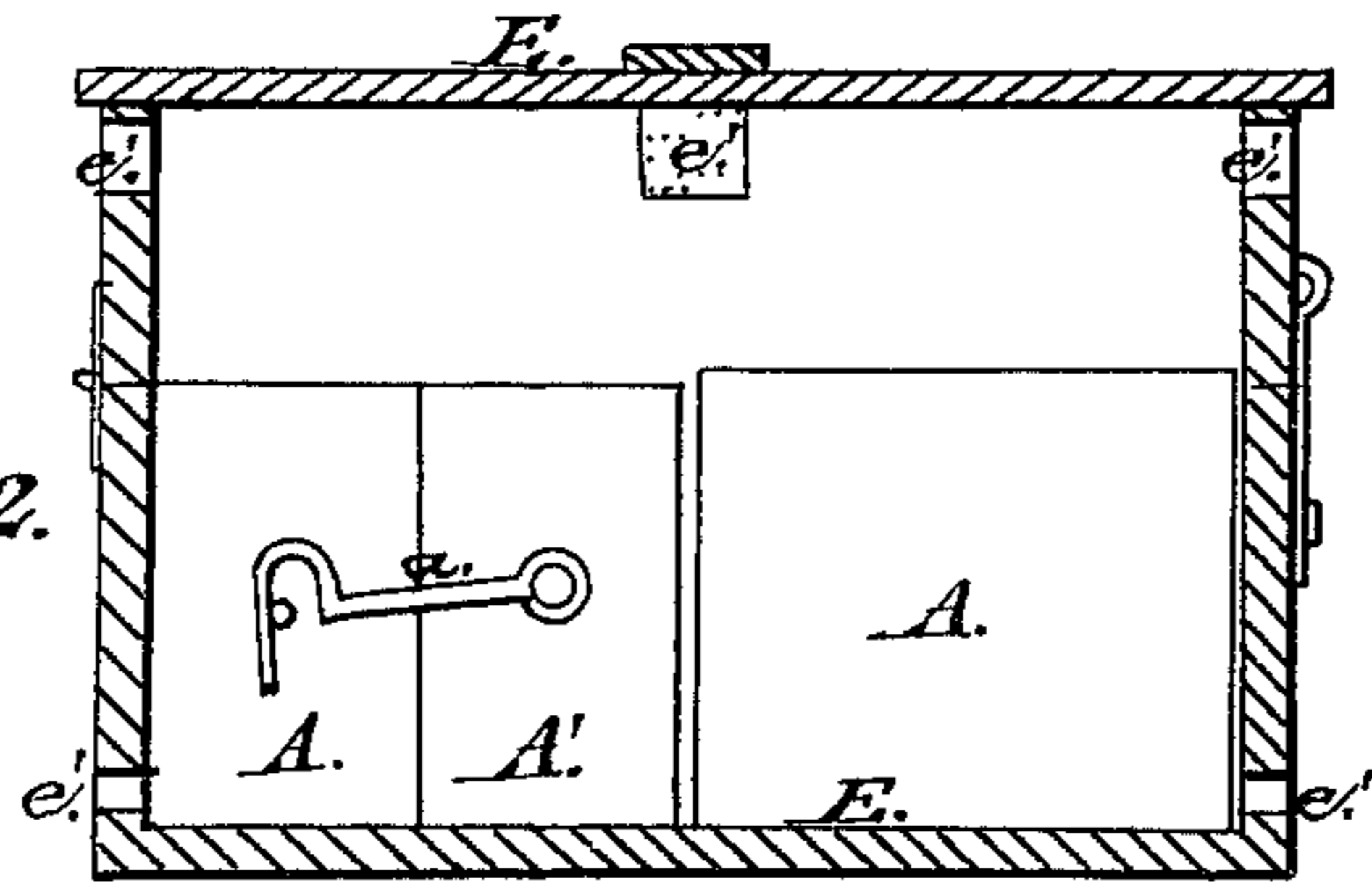
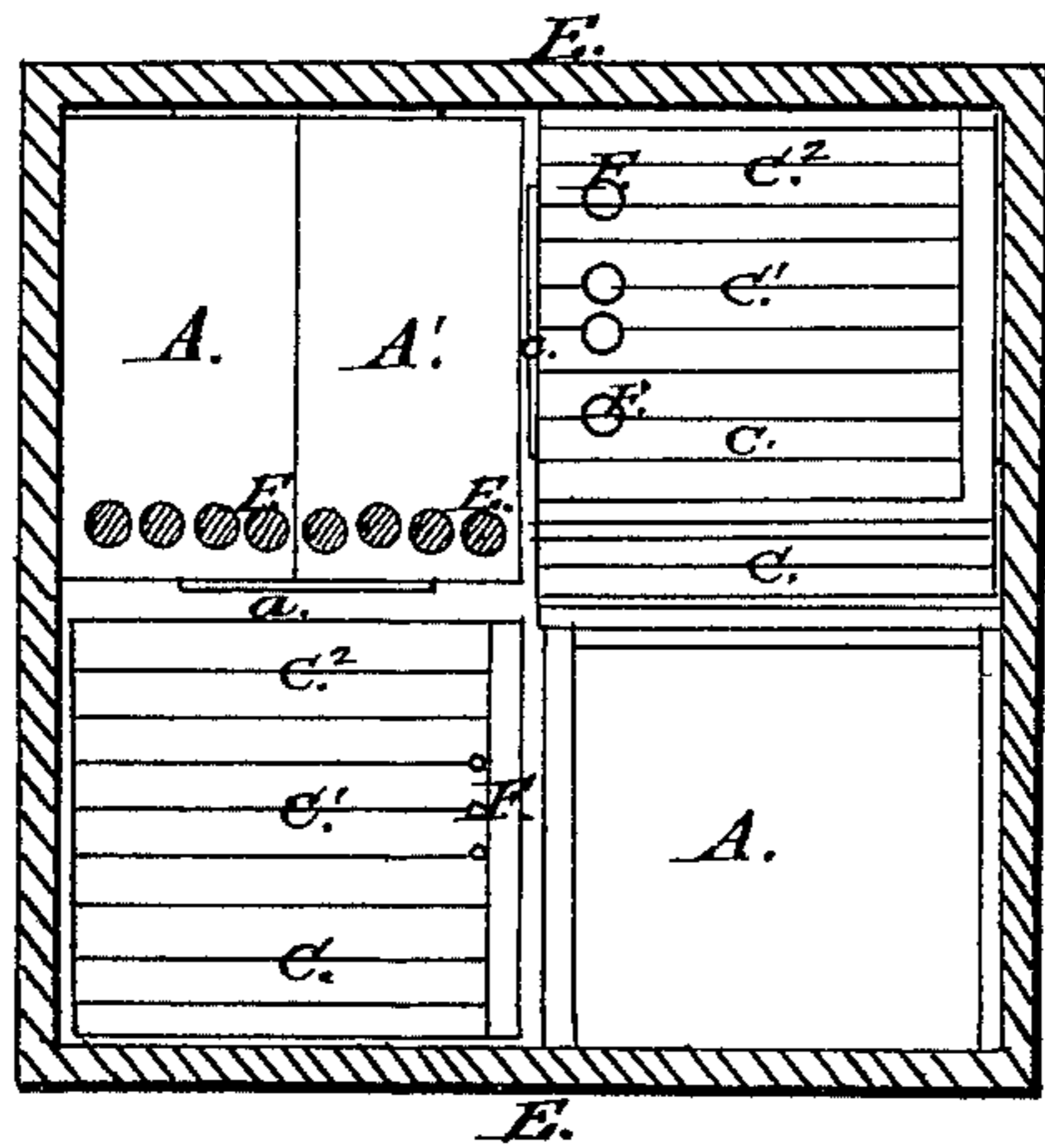


Fig. 3.



Witnesses:  
 Geo. M. Heath  
 A. Heath

Inventor:  
 J. D. Meador  
 per  
 W. Randolph Ho.  
 atty.

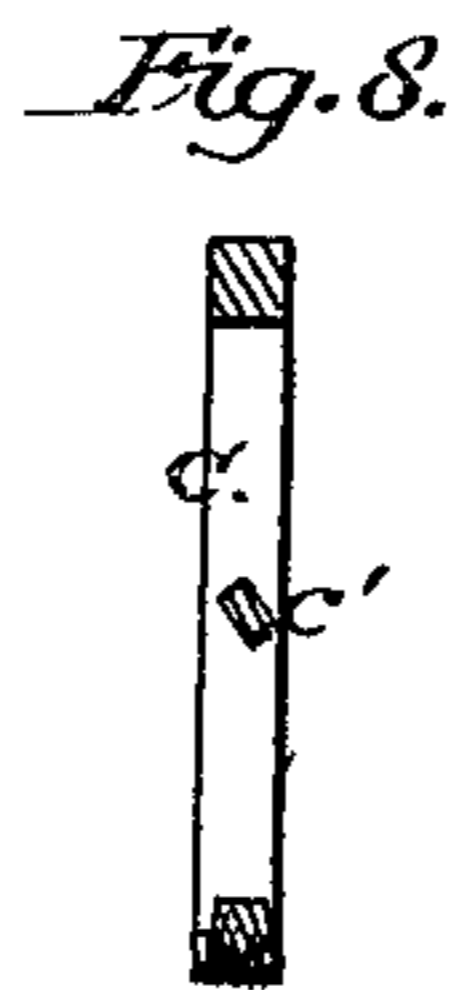
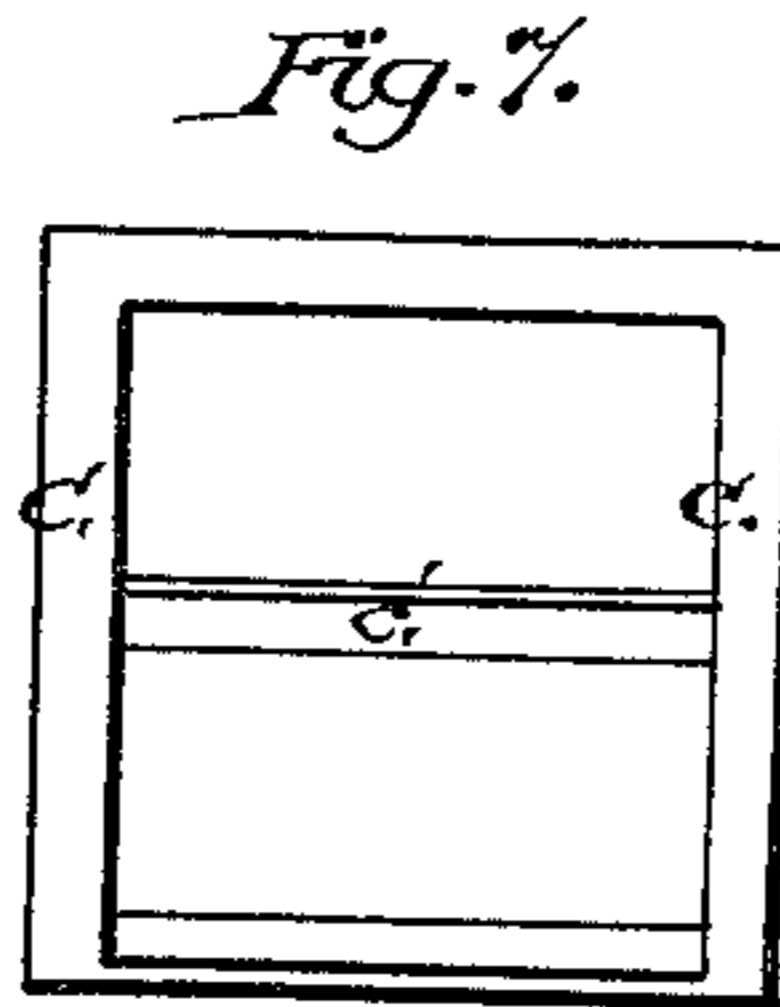
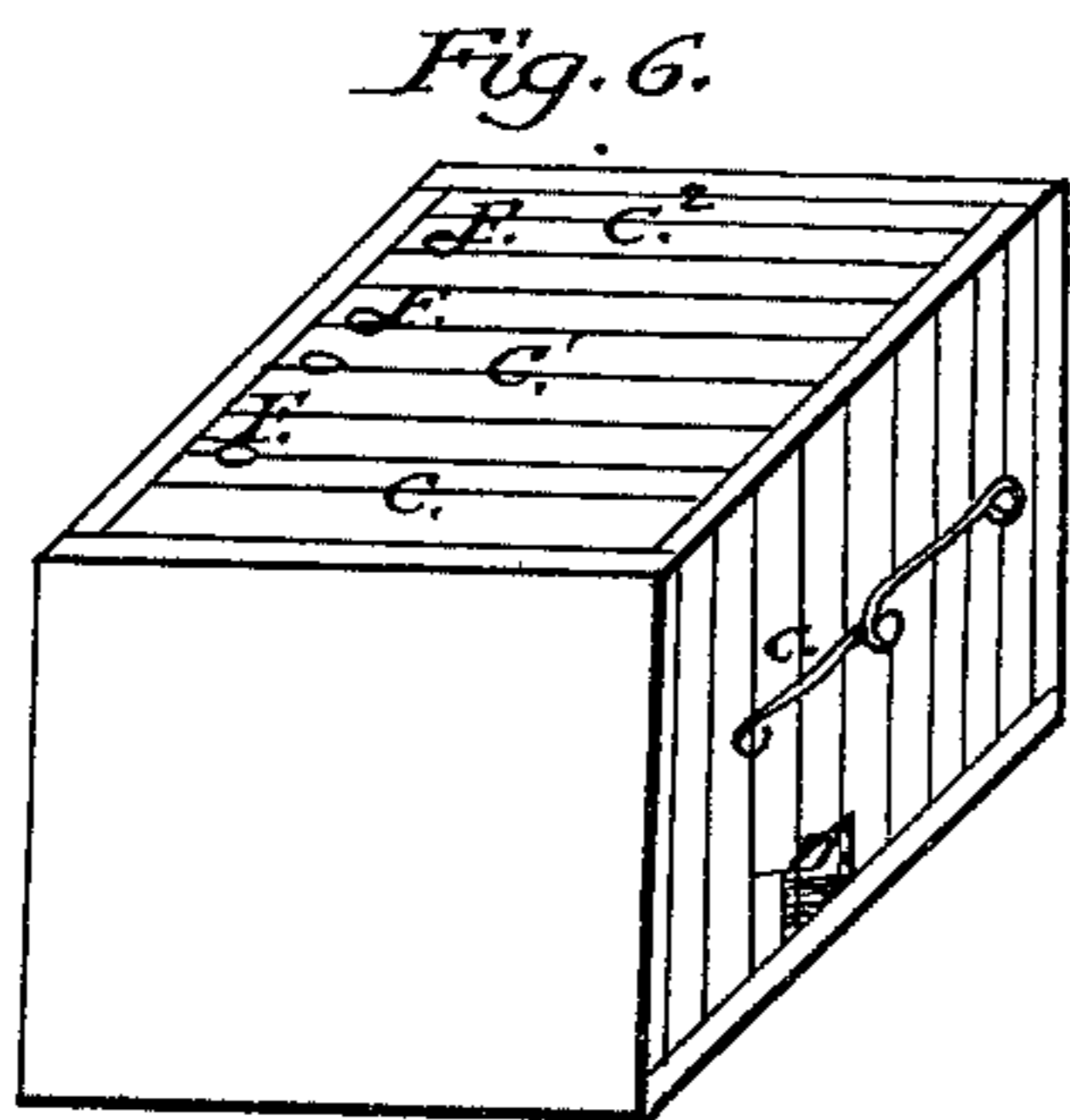
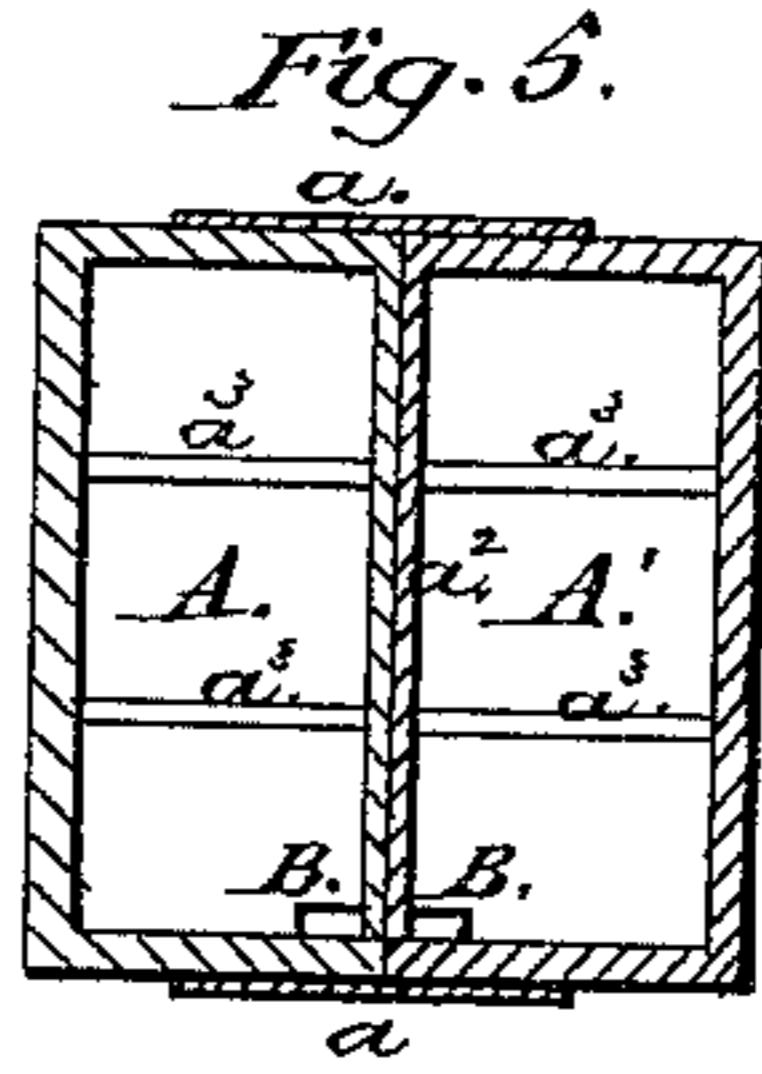
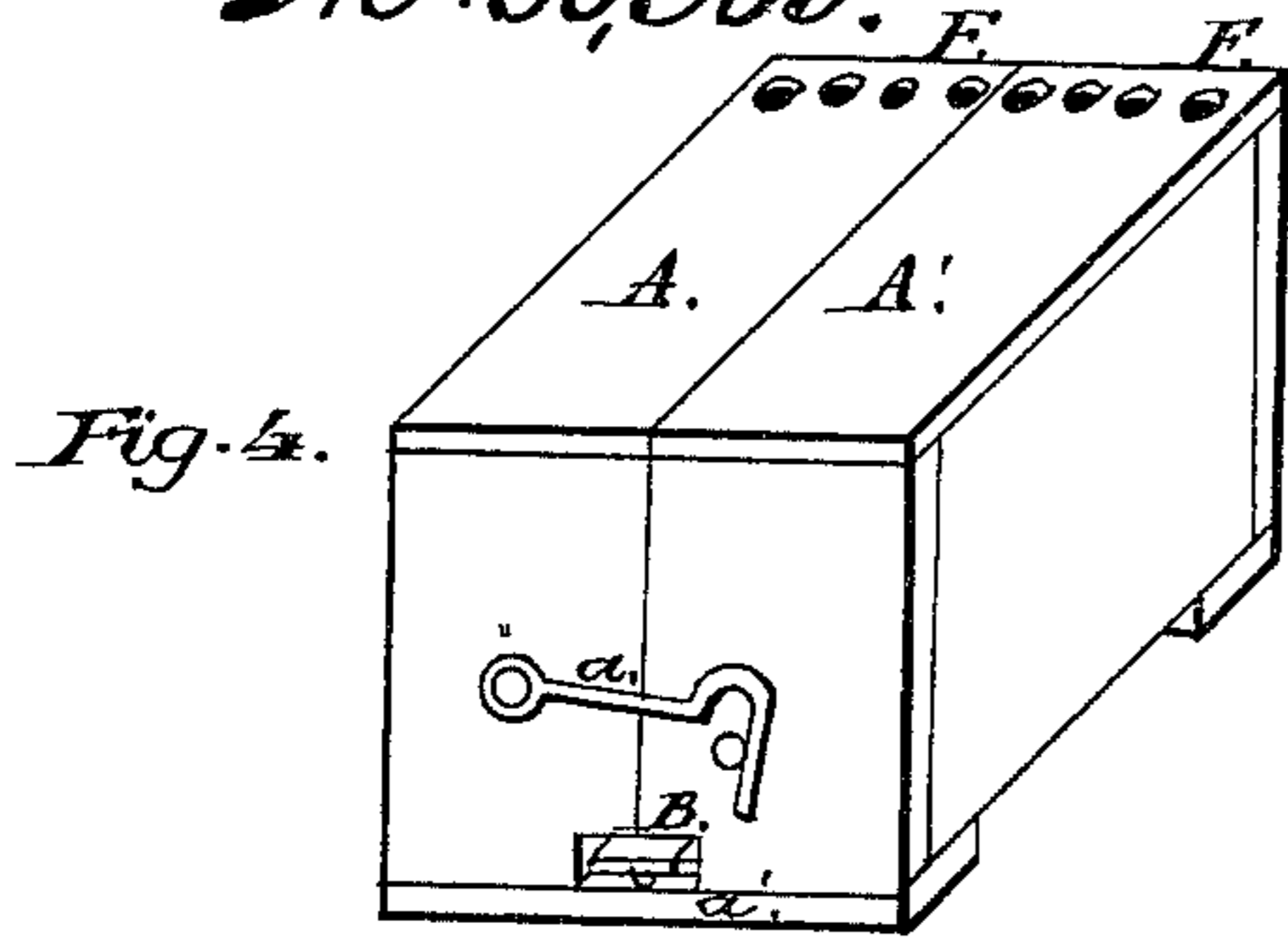
J. J. Meador,

2. Sheets. Sheet 2.

Bee Hive.

No. 36,569.

Patented Feb. 2. 1869.



Witnesses:  
 Geo. M. Northell  
 A. Northell

Inventor:  
 J. J. Meador.  
 per  
 W. Randolph & Co.  
 Attorneys.

# United States Patent Office.

JAMES D. MEADOR, OF INDEPENDENCE, MISSOURI.

Letters Patent No. 86,569, dated February 2, 1869.

## IMPROVEMENT IN BEE-HIVES.

The Schedule referred to in these Letters Patent and making part of the same.

To all whom it may concern:

Be it known that I, JAMES D. MEADOR, of Independence, in the county of Jackson, and State of Missouri, have made certain new and useful Improvements in Bee-Hives; and I do hereby declare that the following is a full and clear description thereof, reference being had to the accompanying drawings, and to the letters of reference marked thereon.

The nature of my invention is in the division of the hive into sections, and in arranging each section so that the same may be used in the case, or not, as found advantageous.

The said nature of my invention is furthermore in certain detail construction of each section-hive, as will hereinafter more fully appear.

To enable those skilled herein to make and use my improved bee-hive, I will now describe the same in its construction and use, referring herein to the drawings, of which—

Figure 1 is a general perspective of the "hive-case" as closed;

Figure 2 is a sectional elevation, showing the position of two section-hives within the "case;"

Figure 3 is a top plan, showing the section when the "case"-cover is turned open or removed;

Figure 4 is a perspective view of a section-hive of two sections;

Figure 5 is a sectional elevation thereof; and

Figure 6 is a perspective view of a section-hive of more than two sections.

Figure 7 is an elevation of one section of the hive shown in fig. 6, and

Figure 8 is a sectional elevation of said section.

The section-hive, as shown in fig. 4, is formed in two parts, A and A', united by clasps or hooks *a*.

The transverse lintel, *a*<sup>1</sup>, is usually secured to one of the parts, as A', and then the part A is placed against the part A', resting upon *a*<sup>1</sup>.

The hive-entrance is cut at B, equally, each side of the vertical dividing-line of A and A', the walls of A and A' being cut down to the lintel-piece *a*<sup>1</sup>, and the aperture being continued the necessary height above the floor of the hive.

The interior of the parts A and A' is similarly formed, being subdivided by the partition-wall *a*<sup>2</sup> and by narrow transverse strips *a*<sup>3</sup>, reaching from *a*<sup>2</sup> to the side walls of A' and A.

In the top of each section, at the edge farthest from the entrance B, I arrange passages F', from the hive to the honey-box, for breathing-holes.

Similarly I construct a section-hive of more than two sections, (indicated by fig. 6,) uniting the several parts C O' C<sup>2</sup> by the hooks *c*.

The entrance to the hive may be placed at D in the central section, and passages from the hive to the honey-box, for ventilation, diagonally opposite, at D'.

Each of said sections O O' C<sup>2</sup> (which may be from two to nine in number) is arranged with a cross-bar, *c*<sup>1</sup>, set diamonding in the frame, as shown in figs. 7 and 8.

By my said arrangement of the sectional hive, I can, at the proper time, divide an old colony of bees and swarm a new section, at the same time equitably dividing the honey-store of the old and new hives.

To do this, I place to each one of the sections of an old hive, a section or sections of a new one, and thus form two or more new colonies, each in a separate hive, out of the old stock.

In order that the hive may be the better protected against heat and frost, I arrange the section-hives, before described in an outer hive, or case E, shown generally in fig. 1.

The effect of thus enclosing the inner hives, or honey-boxes, by an outer casing, will be to make the hive so warm in early spring as to enable the bees to rear their young, and by closing the holes in the outer casing, the air within will be stagnated, and act as a non-conductor, thus keeping the interior of the honey-boxes at an even temperature.

When the sun is very hot, the ventilation-holes may be opened, and a free circulation will thereby be produced, and the temperature inside the hive reduced.

The exterior sides of the case E will be ornamented by different colors, corresponding to the number and position of the interior hives, thereby guiding each swarm to its own hive. Then the general entrance *e* into the case E will be in close communication with the entrance to each hive within the case.

The ventilation-holes *e*<sup>1</sup>, I bar with wire gauze, or similar material, to prevent ingress of moth, flies, and similar animals, or insects.

The casing E is arranged with a lid which can easily be opened to inspect or remove the hives within the case.

Having thus fully described my said invention,

What I claim, is—

Ornamenting the exterior case in distinct shades of color to indicate the interior subdivision into section-hives A A', each having its own entrance, as shown by B, and its own ventilating-aperture F', substantially as set forth.

JAS. D. MEADOR.

Witnesses:

H. S. MEADOR,

L. F. MEADOR.