

Brown & McCallen,

Bee Hive

No. 110,894.

Patented Jan. 10. 1871

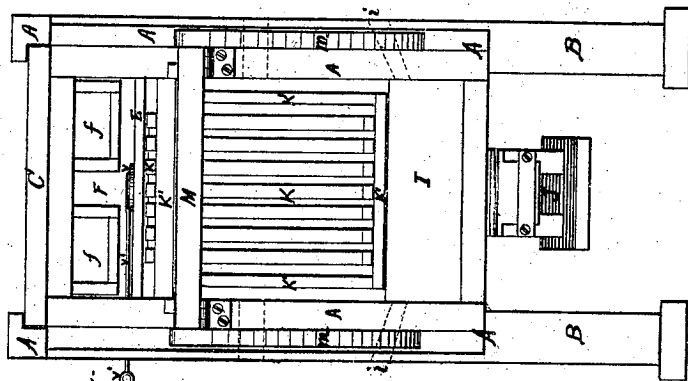


Fig. 2.

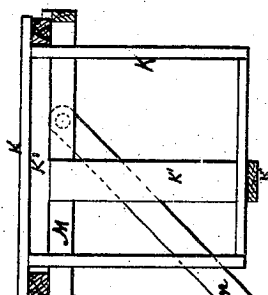
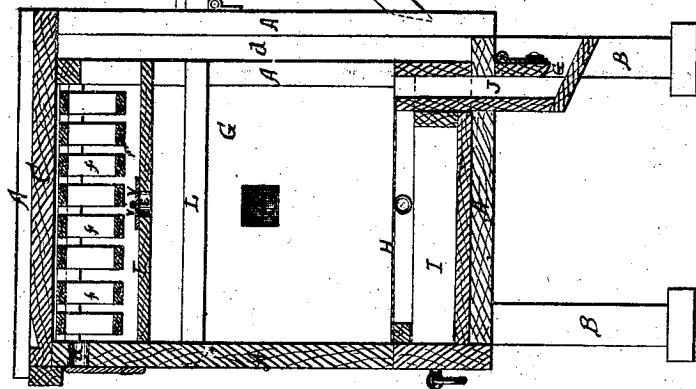


Fig. 1.



Witnesses:

Victor Hagemann
N. K. Ellsworth

Inventors:

S. A. Brown, J. R. McCallen,
by Garrell, Ellsworth & Co.
Attorneys.

United States Patent Office.

GUSTAVUS ADOLPHUS BROWN AND FRANCIS ADAMS McCALLEN. OF
RUSSELLVILLE, KENTUCKY.

Letters Patent No. 110,894, dated January 10, 1871.

IMPROVEMENT IN BEE-HIVES.

The Schedule referred to in these Letters Patent and making part of the same.

We, GUSTAVUS ADOLPHUS BROWN and FRANCIS ADAMS McCALLEN, of Russellville, in the county of Logan and State of Kentucky, have invented certain Improvements in Bee-Hives, of which the following is a specification.

Figure 1 is a vertical section, showing the hinged platform raised, and one of the brood-frames resting upon it.

Figure 2 is a front view of the open hive.

Similar letters indicate corresponding parts in the drawing.

In this invention an improved platform for the support of the brood frames when drawn out is employed; and in connection therewith the hive combines several other improvements in construction, as hereinafter described.

In the drawing—

A is the body of the hive, resting on legs B B, and provided with a removable sliding cover, C, and a front side or door, which slides vertically in grooves *d d*.

The interior of the hive is separated into two compartments F G, by means of a horizontal partition, E, through which is a passage, *e*, which may be opened or closed without opening the hive, by means of a sliding valve, V, and rod, V'.

The floor of the lower apartment is a perforated plate, H, under which is the moth-trap I, the entrances to which, *i i*, are shown on each side of the hive.

J is the passage by which the bees enter and leave the apartment G, its entrance being on the front side of the hive, at a distance from the entrance to the moth-trap, and it being seven or eight inches in length, so that if any moths attempt to enter the hive through it they will almost inevitably be destroyed by the bees before they reach the end of the passage. Another object in elongating the passage is to bring its open end at as great a distance from the honey as possible, so that the moths will prefer the nearer openings *i i*.

K K are the brood-frames, resting upon a square supporting-frame, K', which slides in and out upon a track, L.

M is a platform hinged to the hive A, and so constructed and arranged that when raised to a hori-

zontal position it forms a continuation of the track L, so that the frame K', and the brood-frames K K supported upon it, can be easily drawn out of the hive, as represented in fig. 1.

m m are two pivoted legs which support the platform M when drawn out, their lower ends resting in notches cut into the front side of the hive. When the legs are removed from the notches the platform drops to a vertical position, occupying no room, and not injuring the appearance of the hive.

In the upper apartment F are arranged the frames *f f*.

a a are ventilators, covered with gauze and arranged at suitable points in each apartment.

When it is desirable to drive the bees from one apartment to the other, for any purpose whatever, it can readily and effectually be done, even by a child, by simply opening the valve V, and filling with smoke the apartment to be cleared.

The bees having left this room and assembled in the other, the valve can be closed and the empty apartment opened for the removal of the honey or for any other purpose.

The smoke may be blown in through the ventilators, or introduced in any other way.

Having thus described our invention,

What we claim as new therein, and desire to secure by Letters Patent, is—

1. The hinged platform M, and supports *m m*, when constructed so as to form an extension of the track L and support the drawn-out frames, substantially as described.

2. The moth-trap I having side entrances *i i*, the perforated or gauze plate H, and bee-entrance J, arranged with relation to each other and the compartment G of the hive, as herein shown and described, for the purposes specified.

GUSTAVUS A. BROWN. [L. S.]
FRANCIS A. McCALLEN. [L. S.]

Witnesses:

G. C. ROBERTS,
HENRY W. COURTS.