

A. T. WRIGHT.

Bee-Hives.

No. 142,318.

Patented August 26, 1873.

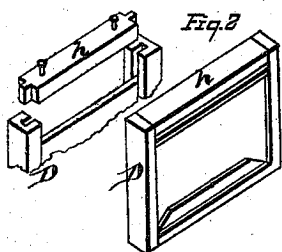
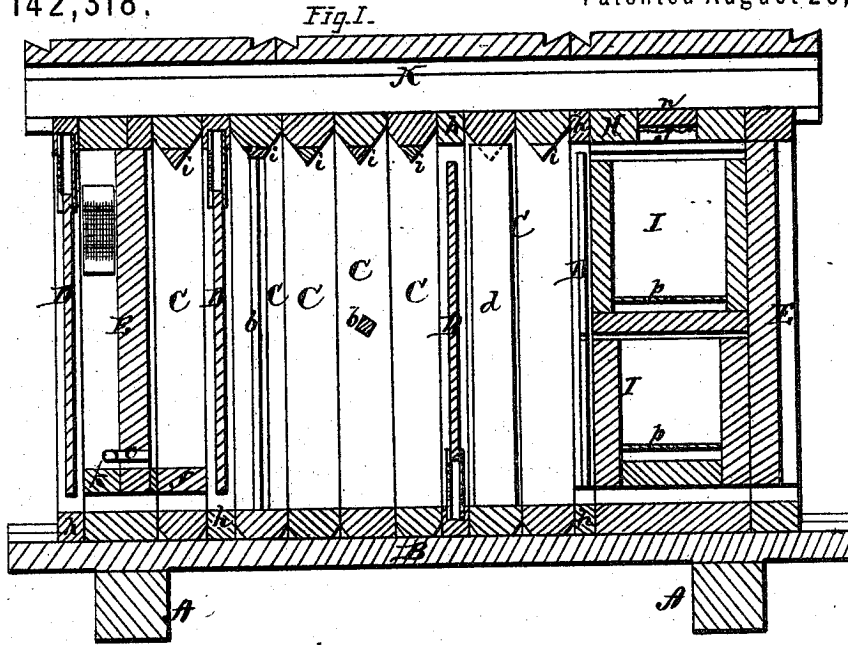


Fig. 2.

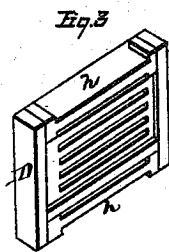


Fig. 3.

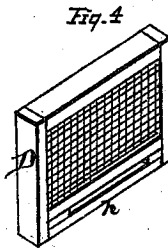


Fig. 4.

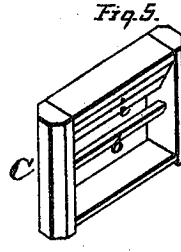


Fig. 5.

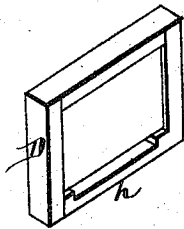


Fig. 6.

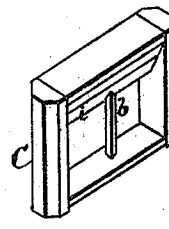


Fig. 7.

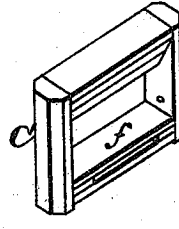


Fig. 8.

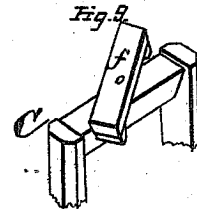


Fig. 9.

Witness:
Jas. C. Hutchinson
C. L. Tiers

Inventor.
A. T. Wright
 per *Howard Mason*
 Attorneys.

A. T. WRIGHT.

Bee-Hives.

No. 142,318.

Patented August 26, 1873.

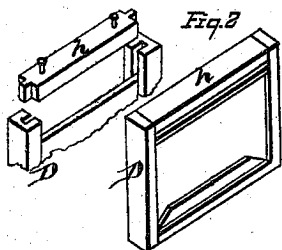
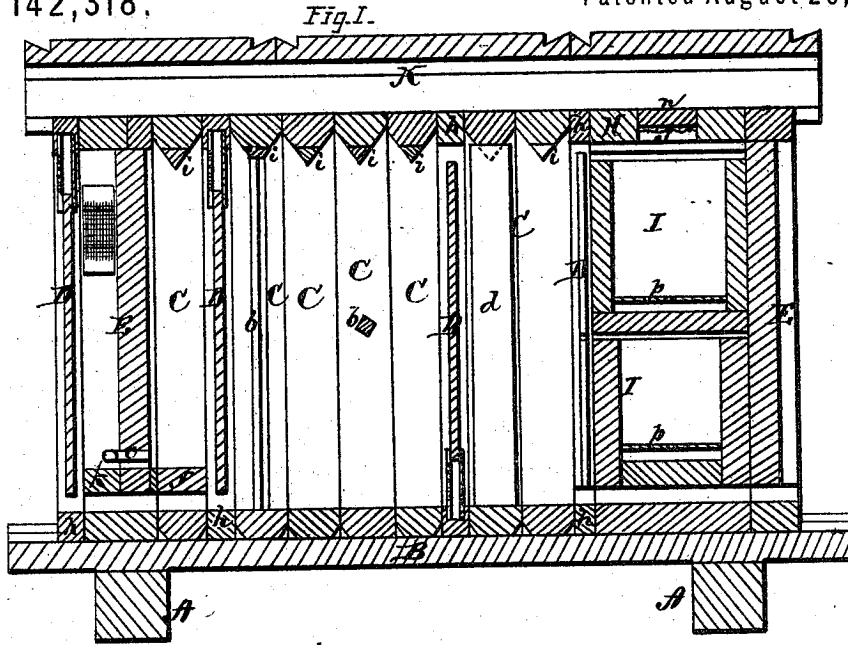


Fig. 2.

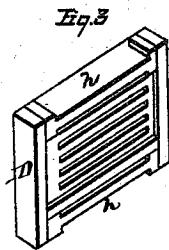


Fig. 3.

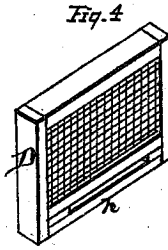


Fig. 4.

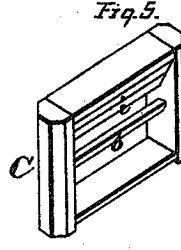


Fig. 5.

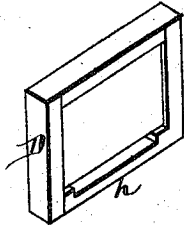


Fig. 6.

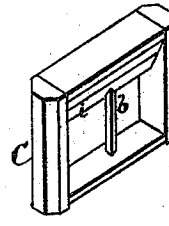


Fig. 7.

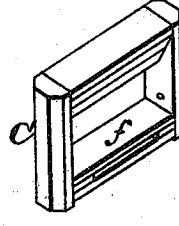


Fig. 8.




Fig. 9.

Witness:
Jas. C. Hutchinson
C. L. Tiers

Inventor.
A. T. Wright
 per *Howard Mason*
 Attorneys.

A. T. WRIGHT.

Bee-Hives.

No. 142,318.

Patented August 26, 1873.

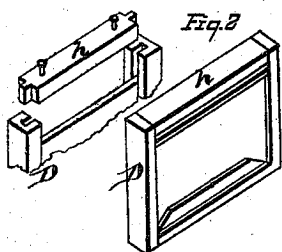
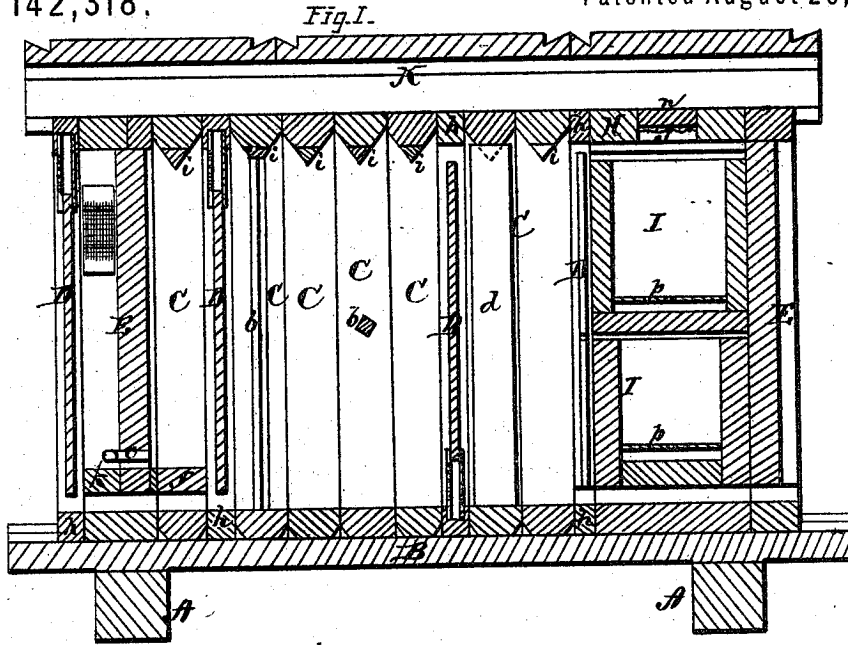


Fig. 2.

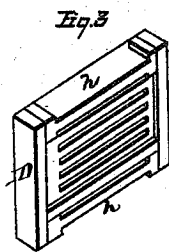


Fig. 3.

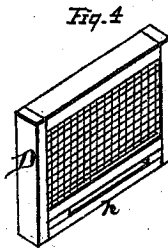


Fig. 4.

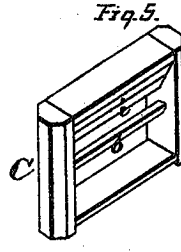


Fig. 5.

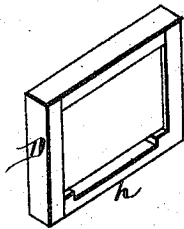


Fig. 6.

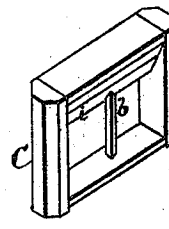


Fig. 7.

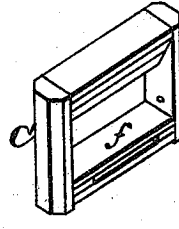


Fig. 8.




Fig. 9.

Witness:
Jas. C. Hutchinson
C. L. Tiers

Inventor.
A. T. Wright
 per *Howard Mason*
 Attorneys.

having reversible and movable bars *k* at the upper or lower sides, so as to form entrances for the bees or not, as desired. They are also provided with openings *o* for the passage of the bees of the nursery-compartment. On the sides of the end pieces are ear projections *m*, to form external fastenings to connect the cords to for binding the several parts of the hive together. *H* represents a frame for containing one or more feed-boxes *I*. In the top of said box is a ventilating-screen, *J*, with a removable bar, *n*, on top, so as to close or open this screen at pleasure. In the feed-box is a float, *p*, and at one end is a partition, *s*, forming a narrow passage, which communicates with the interior of the box, and through which liquid food may be introduced into the box without any liability of drowning or wetting the bees that may be in the box at the time. *K* represents the cover, constructed in any suitable manner to form an inclined roof when the hive is placed in a level position.

Having thus fully described my invention, what I claim as new, and desire to secure by Letters Patent, is—

1. The comb-frames *C*, the external bars of which are cut away or beveled about one-half the distance between the outer and inner faces,

so that the frames may be placed edge to edge, and in opening them the bees will not be crushed, as set forth.

2. The combination of the comb-frames *C*, having external beveled edges, as set forth, the V-shaped comb-guides *i*, and one or more detachable intermediate bars, *b*, all as and for the purposes set forth.

3. The screen *D*, provided with the removable and reversible bar *h*, as and for the purposes set forth.

4. The end piece *E*, provided with the removable and reversible bar *k* and ear projections *m*, substantially as and for the purposes herein set forth.

5. The frame *H* for containing one or more feed-boxes, *I*, and provided with a screen, *J*, on its top and movable bar *n* on top of said screen, substantially as and for the purposes herein set forth.

In testimony that I claim the foregoing I have hereunto set my hand this 3d day of May, A. D. 1872.

A. T. WRIGHT.

Witnesses:

J. M. LOUGHBRIDGE,
JAMES McMULLEN.