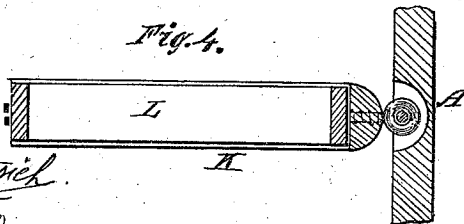
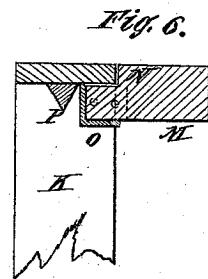
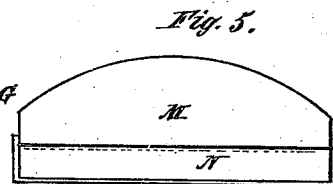
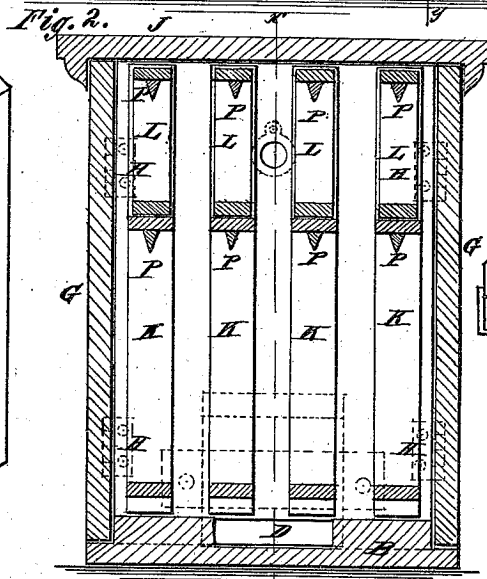
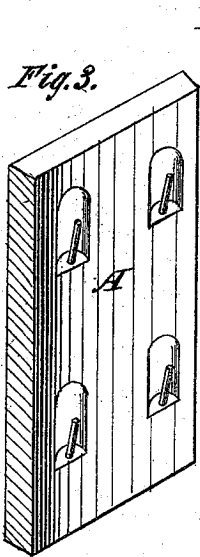
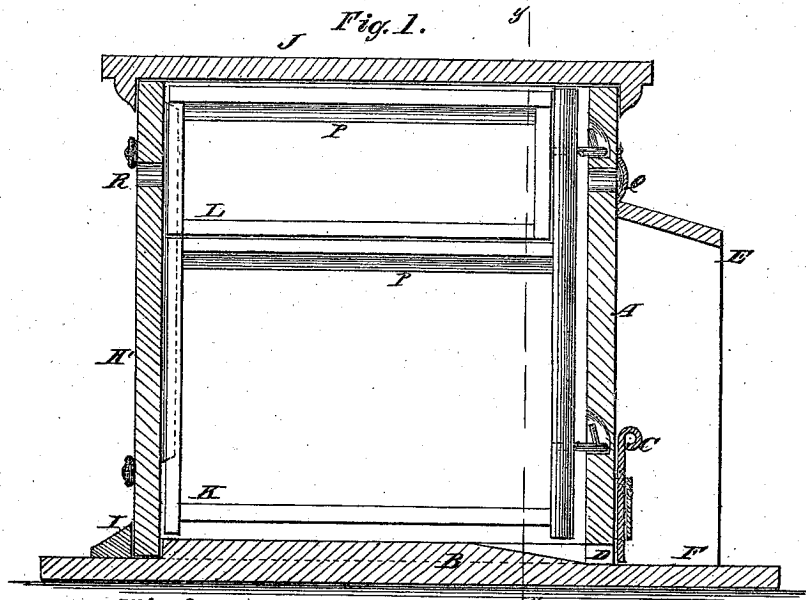


J. H. SHOOK.
Bee-Hives.

No. 143,643.

Patented Oct. 14, 1873.



Witnesses:
P. C. Dietrich
Belgiano

Inventor:
J. H. Shook
Per *Wm. H. [Signature]*
Attorneys.

UNITED STATES PATENT OFFICE.

JOHN H. SHOOK, OF NORMAL, ILLINOIS.

IMPROVEMENT IN BEE-HIVES.

Specification forming part of Letters Patent No. **143,643**, dated October 14, 1873; application filed May 31, 1873.

To all whom it may concern:

Be it known that I, JOHN H. SHOOK, of Normal, in the county of McLean and State of Illinois, have invented a new and useful Improvement in Bee-Hives, of which the following is a specification:

The feature of novelty in this hive is the arrangement of the honey-frames on the comb-frames proper, so that both may be supported by the same hinges, and removed from the hive together, as hereinafter described.

In the accompanying drawing, Figure 1 is a vertical section of Fig. 2, taken on the line *x x*. Fig. 2 is a vertical section of Fig. 1, on the line *y y*. Fig. 3 is a perspective view of front of the hive, showing the hooks for hanging the honey-frames. Fig. 4 is a sectional top view of a frame attached to the front. Fig. 5 is a side view of a guide for putting the wax ribs on the frame. Fig. 6 represents the guide as applied to the frame for putting on the wax.

Similar letters of reference indicate corresponding parts.

A is the front of the hive. B is the platform. C is a slide which covers the bee-entrance D. E is a portico on the front of the hive, for protecting the bees on the alighting-board F. The sides of the hive G G are hinged to the

front, as seen at H H, and the back of the hive H' is secured by a cleat, I, on the platform, and by the flange of the cap J, which incloses the entire hive, as seen in Figs. 1 and 2. K represents the honey-frames, which are hinged to the front by hooks and staples, as seen in Figs. 3 and 4. L are the surplus-honey frames, attached to the frames K, but which may readily be removed separately. On the under side of the top rails of each of the honey-frames I place a rib of wax, marked P, for the bees to commence building their comb upon. M is the guide, having a rabbet, N, with sheet-zinc O upon its edge, and it is applied, as seen in Fig. 6, for the purpose of guiding the wax in putting on the ribs. Q is a fly-hole in the front of the hive, and R is a hole for ventilation in the back of the hive.

Having thus described my invention, I claim as new and desire to secure by Letters Patent—

The honey-frames L, supported on the comb-frames K, as shown and described.

JOHN H. SHOOK.

Witnesses:

A. L. BURHAM,
JOHN D. GIBSON.