

E. ARMSTRONG.

BEE-HIVE.

No. 170,698.

Patented Dec. 7, 1875.

FIG. 1.

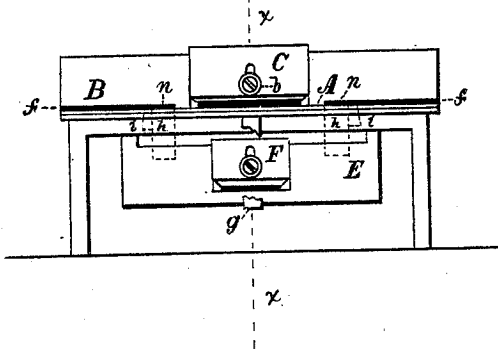


FIG. 2.

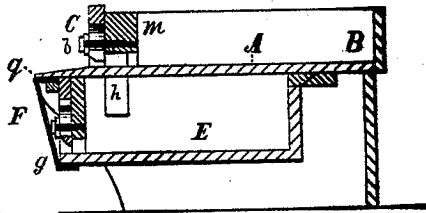
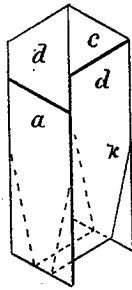


FIG. 3.



WITNESSES

L. J. Casavant
James R. Locke

INVENTOR

Elwin Armstrong
by *J. S. Davenport, atty.*

E. ARMSTRONG.

BEE-HIVE.

No. 170,698.

Patented Dec. 7, 1875.

FIG. 1.

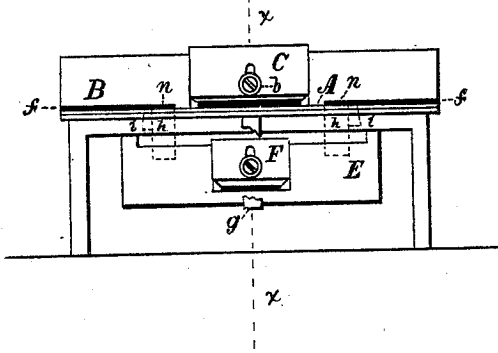


FIG. 2.

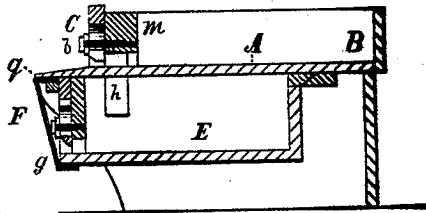
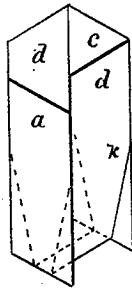


FIG. 3.



WITNESSES

L. J. Casavant
James R. Locke

INVENTOR

Elwin Armstrong
by J. S. Davenport, atty.

ing the moths by simply raising the tubes *h h*, and securing them in position by the wedges at their sides, so that their upper edges butt against the under side of the cross-bar *m*, Fig. 2. By this means communication between the interior of the hive and the drawer is cut off, while it is retained with the exterior, over the short side *a*, Fig. 3, and through the narrow way *f*, which is purposely made just wide enough to admit the passage of the moths, which usually settle upon the front board *q*, and, finding readily the passages *f f*, seek thereby to obtain access to the hive, instead of which they are precipitated by the tubes *h h* into the interior of the drawer, from which they are unable to escape, the door *F* being now

closed. The removal of the drawer is effected by the withdrawal of the clip *g*, by which its front end is supported.

What I claim as my invention, and desire to secure by Letters Patent, is—

In a bee-hive, the combination of the tube *h*, provided with the short side *a*, with the fastening-wedge *i* and opening *f*, these parts being constructed and adapted for united operation, substantially as herein described.

This specification signed and witnessed this 18th day of September, 1875.

ELVIN ARMSTRONG.

Witnesses:

O. P. POWEL,
WM. H. EDGAR.