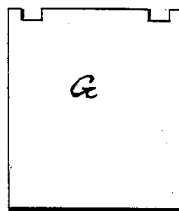
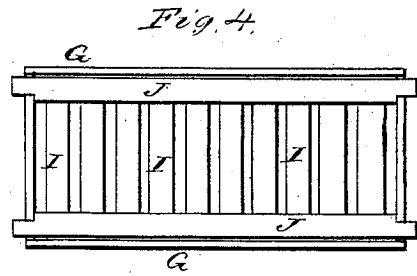
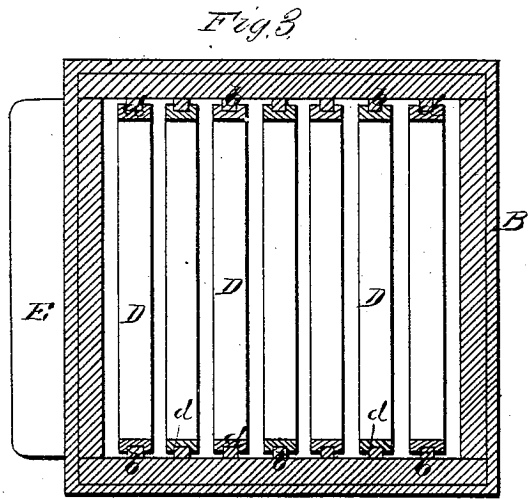
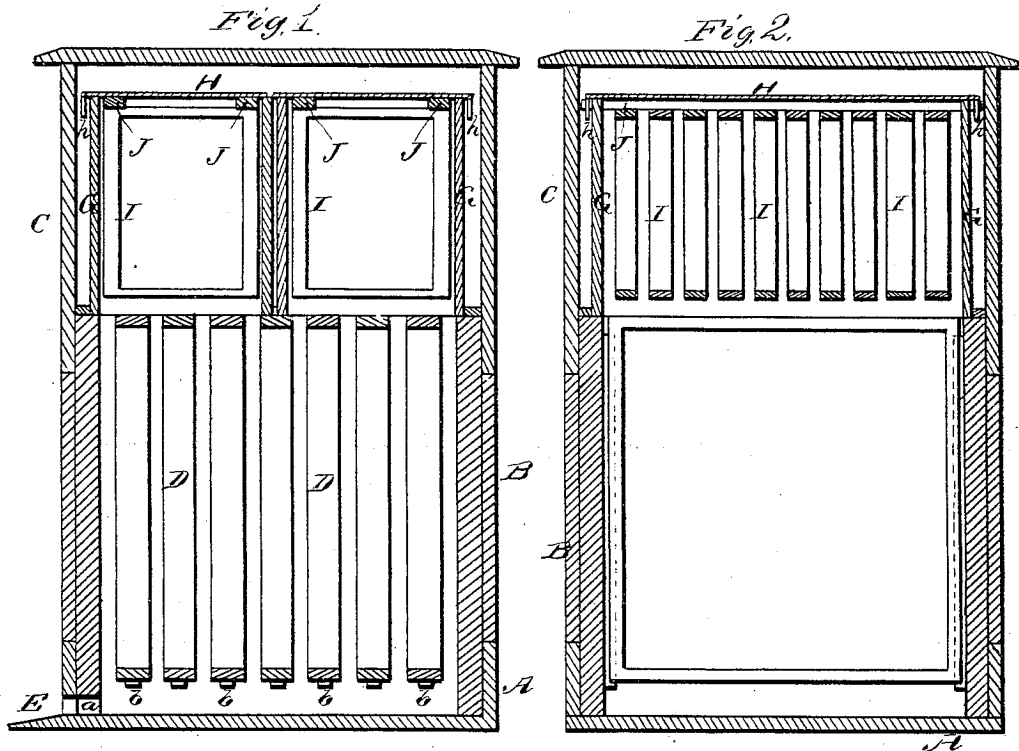


G. H. WILEY.  
BEE HIVES.

No. 181,753.

Patented Aug. 29, 1876.



WITNESSES  
*E. H. Bates*  
*J. F. Allen*

INVENTOR  
*George H. Wiley*  
*Wilmore Smith & Co.*  
ATTORNEYS

# UNITED STATES PATENT OFFICE.

GEORGE H. WILEY, OF VICKSBURG, MICHIGAN.

## IMPROVEMENT IN BEE-HIVES.

Specification forming part of Letters Patent No. **181,753**, dated August 29, 1876; application filed May 13, 1876.

*To all whom it may concern:*

Be it known that I, GEORGE H. WILEY, of Vicksburg, in the county of Kalamazoo and State of Michigan, have invented a new and valuable Improvement in Bee-Hives; and I do hereby declare that the following is a full, clear, and exact description of the construction and operation of the same, reference being had to the annexed drawings, making a part of this specification, and to the letters and figures of reference marked thereon.

Figure 1 of the drawings is a representation of longitudinal vertical section of my bee-hive, and Fig. 2 is a transverse vertical sectional view thereof. Fig. 3 is a horizontal section, and Figs. 4 and 5 are detail views.

The nature of my invention consists in the construction and arrangement of a bee-hive, as will be hereinafter more fully set forth.

The case of my bee-hive is formed in three parts—a bottom box, A, a brood-chamber, B, and cap C. The bottom box is formed with the usual alighting-board E and entrance *a*. The brood-chamber B is, in fact, made of two boxes, the inner one projecting above and below the outer one, so that the said inner box will fit within the box A, and the cap C will fit over the projecting upper portion of the brood-chamber, leaving the exterior sides of the hive flush and even. D D are the comb-frames, constructed of the usual form, and provided on the outer side of each side bar with a vertical groove, *d*, which extends from the lower end upward to near the top. These

grooves ride over vertical cleats *b b*, secured on the inner sides of the brood-chamber B, the upper ends of said cleats being pointed, to facilitate the insertion of the frames, and support the frames in the hive.

On top of the frames D D are placed the honey-boxes G G, which are closed all around, but open at top and bottom. Within each box is a series of frames, I I, which are secured to two longitudinal bars, J J, and the ends of these bars are let into and supported by gains in the end pieces of the box. On top of the boxes G G is placed the board H, provided on each side with one or more downward-projecting lugs, *h*, to hold it in place, the whole being covered by the cap C.

This bee-hive is cheap, simple, and durable, and there is nothing liable to get out of order.

What I claim as new, and desire to secure by Letters Patent, is—

The honey-box G, closed at its sides, open at its top and bottom, and provided with mortises or gains in its end pieces, in combination with the honey-frames I I, secured to the cross-bars J J, having tenoned ends, substantially as described, and for the purpose set forth.

In testimony that I claim the above I have hereunto subscribed my name in the presence of two witnesses.

GEORGE H. WILEY.

Witnesses:

D. J. A. H. PARTRIDGE,  
S. A. HURSH.