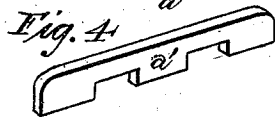
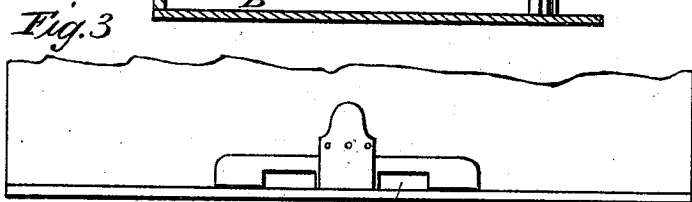
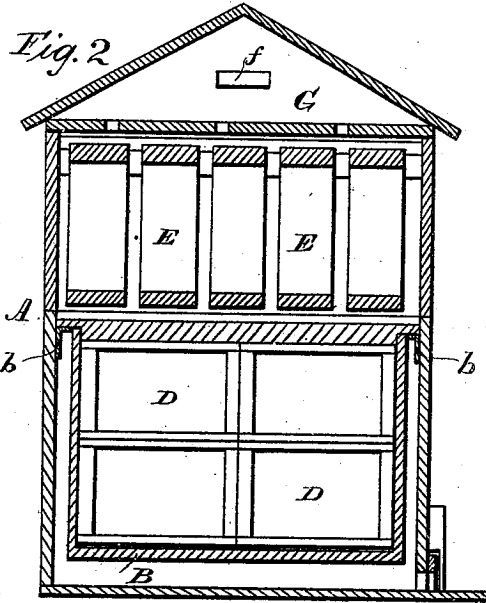
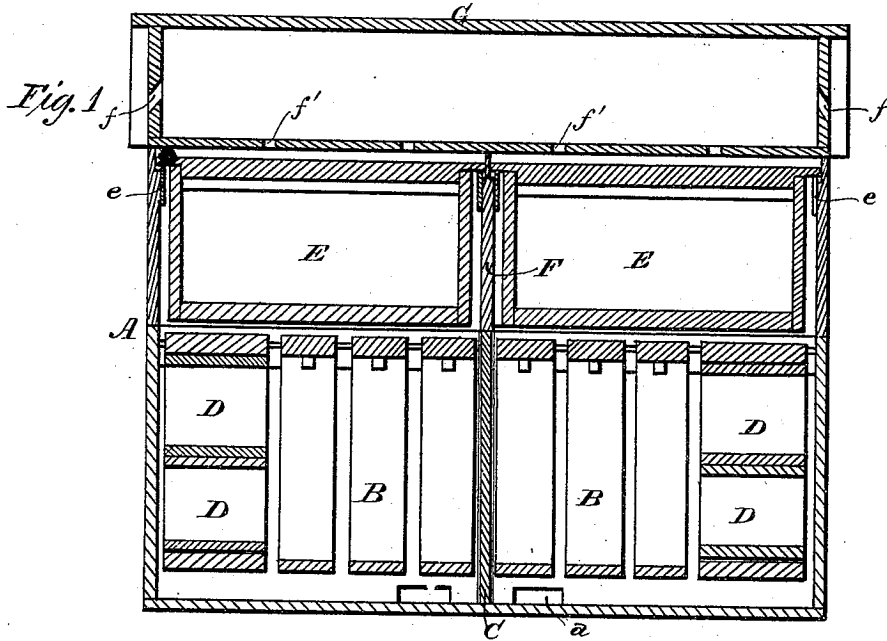


G. B. PITTS.

Bee-Hive.

No. 211,779.

Patented Jan. 28, 1879.



Witnesses.
A. Burthrog.
James H. Range.

Inventor.
George B. Pitts
per Rodson & Brod,
attorneys.

UNITED STATES PATENT OFFICE.

GEORGE B. PITTS, OF MORLEY, MICHIGAN.

IMPROVEMENT IN BEE-HIVES.

Specification forming part of Letters Patent No. 211,779, dated January 28, 1879; application filed May 27, 1878.

To all whom it may concern:

Be it known that I, GEORGE B. PITTS, of Morley, in the county of Mecosta and State of Michigan, have made certain new and useful Improvements in Bee-Hives; and I do hereby declare that the following is a full, clear, and exact description thereof, which will enable others skilled in the art to which they appertain to make and use the same, reference being had to the accompanying drawings, and to the letters of reference marked thereon, which form a part of this specification, and in which—

Figure 1 is a longitudinal vertical section. Fig. 2 is a transverse vertical section. Fig. 3 is a view of the lower portion of the house of the hive, showing the bee-entrance, with the upper portion of the house broken away; and Fig. 4 is a detached perspective view of the bee-entrance-closing slide or door.

The same part in the several figures is denoted by the same letter.

This invention relates to certain improvements in bee-hives; and it consists of the general construction and arrangement of parts, substantially as hereinafter more particularly set forth.

In the drawings, A is the house or casing, which may be constructed of three or more sections placed one upon the other. In the bottom or lower section is the bee-entrance *a*, opened and closed by the slide or door *a'*, for protection against "robbers" and moths. Within this section, which constitutes the brood-chamber, are hung the brooding-frames B B, upon metallic plates or supports *b b*, fastened to the inner sides of said section. This manner of supporting the said frames is designed to prevent the fastening of the same by the bees. This chamber is divided by a central partition, C.

In the brooding-chamber provision is made for the reception of the boxes D D, for the storage therein of honey. In the section next above are a series of comb-frames, E E, hung at right angles, and upon similar means, *e e*,

to that upon which the brooding-frames B B are hung. This section is similarly partitioned off as the lower section by a partition, F, arranged directly in a line with the partition C, thus dividing the house from top to bottom into two compartments or rooms, to accommodate two swarms of bees. By thus swarming the bees heat is generated, which will promote their propagation, and consequently increase the supply of honey.

G is the detachable roof or uppermost section, which is so disposed in position as to leave a space between it and its supporting section, to prevent the crushing or killing of the bees in displacing and replacing the same. Its ends and bottom are provided with ventilating-apertures *f f'*, the end apertures, *f*, being upwardly inclined, to obstruct the passage of light to its chamber, and thus prevent the stopping up of the same by the bees, as the latter seek to exclude light from the hive.

I am aware that it is not new, broadly, to construct a hollow roof having ventilating-apertures.

Having thus described my invention, what I claim, and desire to secure by Letters Patent, is—

A bee-hive consisting of three sections, the first or lower section having the brood-frames B, hung upon plates *b*, partition C, and honey-boxes D, the second or middle section having the comb-frames E, hung therein upon plates *e*, at right angles to frames B, and partition F, and the upper or third section consisting of a roof, G, its top, ends, and floor being permanently secured together, and the two latter having perforations, substantially as shown and described.

In testimony that I claim the foregoing as my own I hereunto affix my signature in the presence of two witnesses.

GEORGE B. PITTS.

Witnesses:

L. G. PALMER,
WM. W. WATERS.