

J. W. BROWN.
COMB FRAME FOR BEEHIVES.
APPLICATION FILED MAY 7, 1903.

NO MODEL.

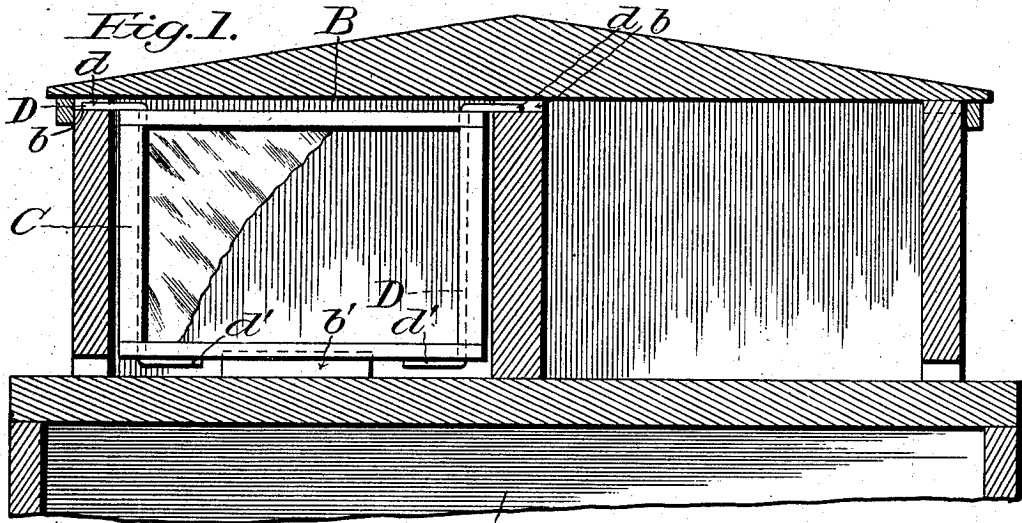


Fig. 2.

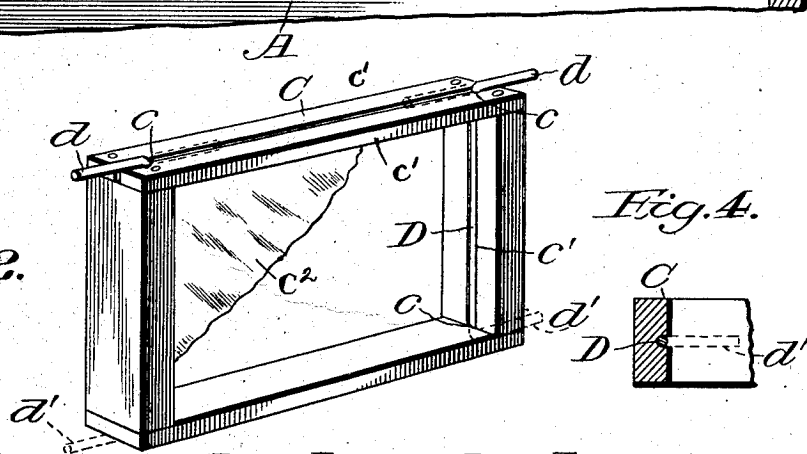


Fig. 4.

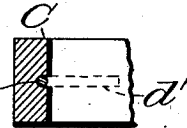
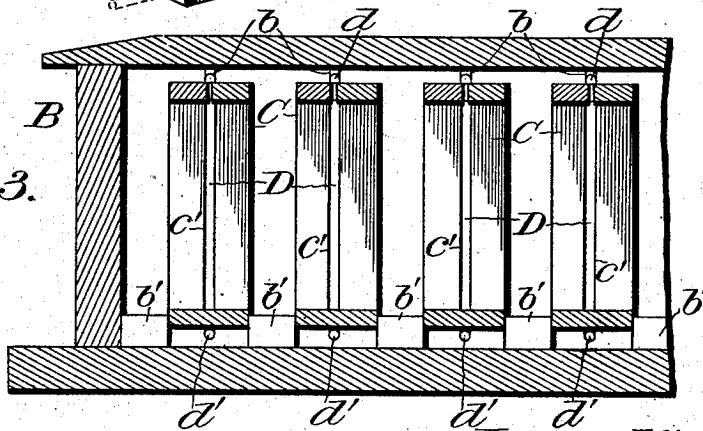


Fig. 3.



Inventor.

James W. Brown,

Witnesses

C. H. Walker
James Mansfield

By

Alvanus Sowell
Attorney

J. W. BROWN.
COMB FRAME FOR BEEHIVES.
APPLICATION FILED MAY 7, 1903.

NO MODEL.

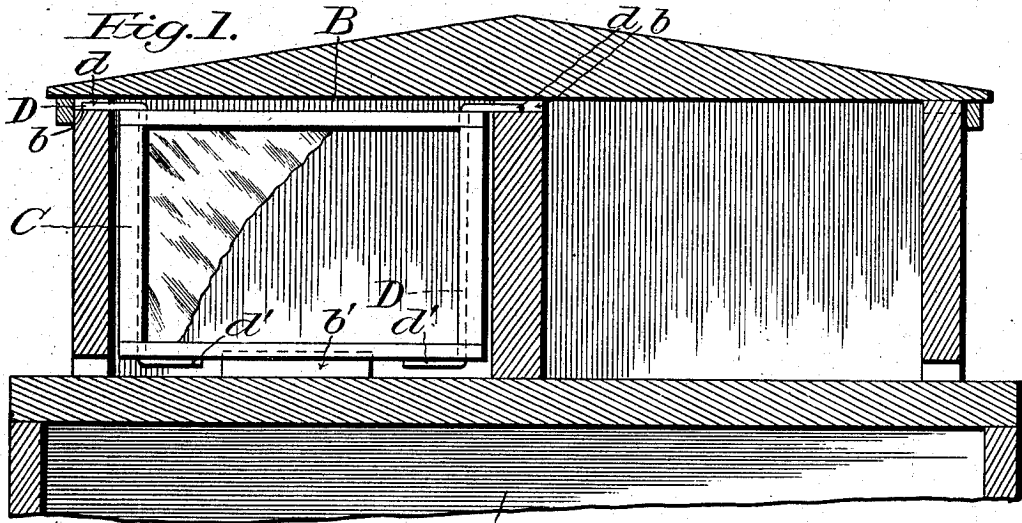


Fig. 2.

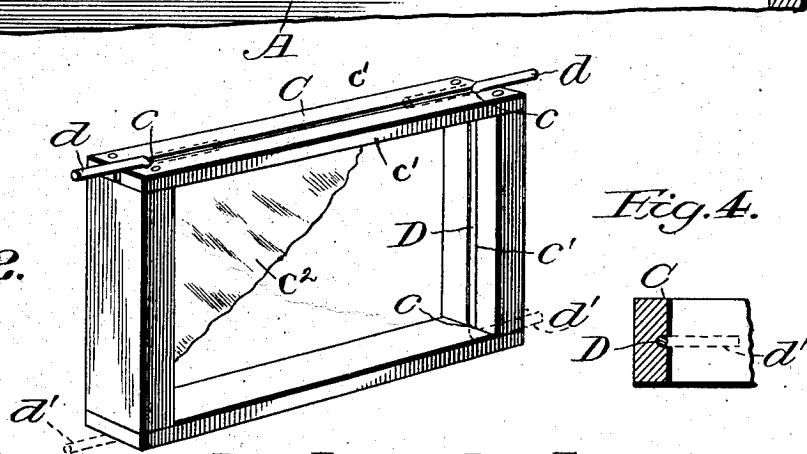


Fig. 4.

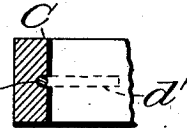
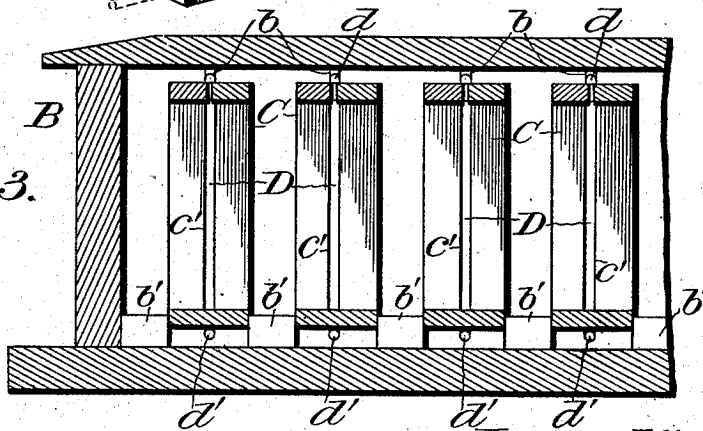


Fig. 3.



Inventor.

James W. Brown,

Witnesses

C. H. Walker
James Mansfield

By

Alfred Sowell
Attorney

frame, then reverse the frame and suspend it by the then outwardly-projecting bends of the wires.

5 The device is very simple and effective and provides a cheap, compact, and desirable reversible frame, which does not occupy any more room than the ordinary plain non-reversible frames.

10 Having thus described my invention, what I therefore claim as new, and desire to secure by Letters Patent thereon, is—

15 1. A reversible bee-comb frame, comprising a frame and wires attached to the ends thereof, having their upper ends bent outward to form hangers, and their lower ends bent inward to form supporters, said wires being rotatable so that when the frame is reversed the wires can be turned and the hangers become supporters and the supporters become 20 hangers, substantially as described.

2. In combination with the frame, of the suspending devices extending vertically through the sides thereof, and having their

ends bent in opposite directions, so as to form frame-hangers at top, and frame-supporters 25 at bottom, substantially as described.

3. The herein-described reversible bee-comb frame, comprising a rectangular frame, and wires extending through the frame at each end thereof, said wires having their projecting ends, above and below the frame, respectively bent at right angles in opposite directions, the upper bend projecting beyond the sides of frame to form frame-hangers, and the lower bends projecting beneath the frame 35 to support the weight thereof, said wires being rotatable so that the position of the bends may be reversed, and the frame suspended either side up, substantially as described.

In testimony that I claim the foregoing as 40 my own I affix my signature in presence of two witnesses.

JAMES W. BROWN.

In presence of—

HARRY CHANDLER,
L. D. K. MACKNIGHT.