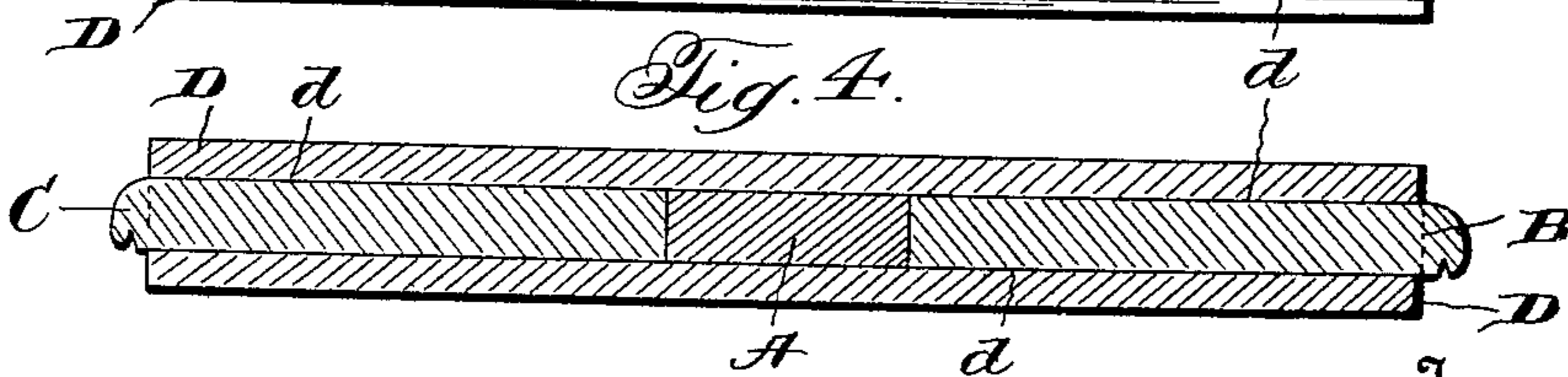
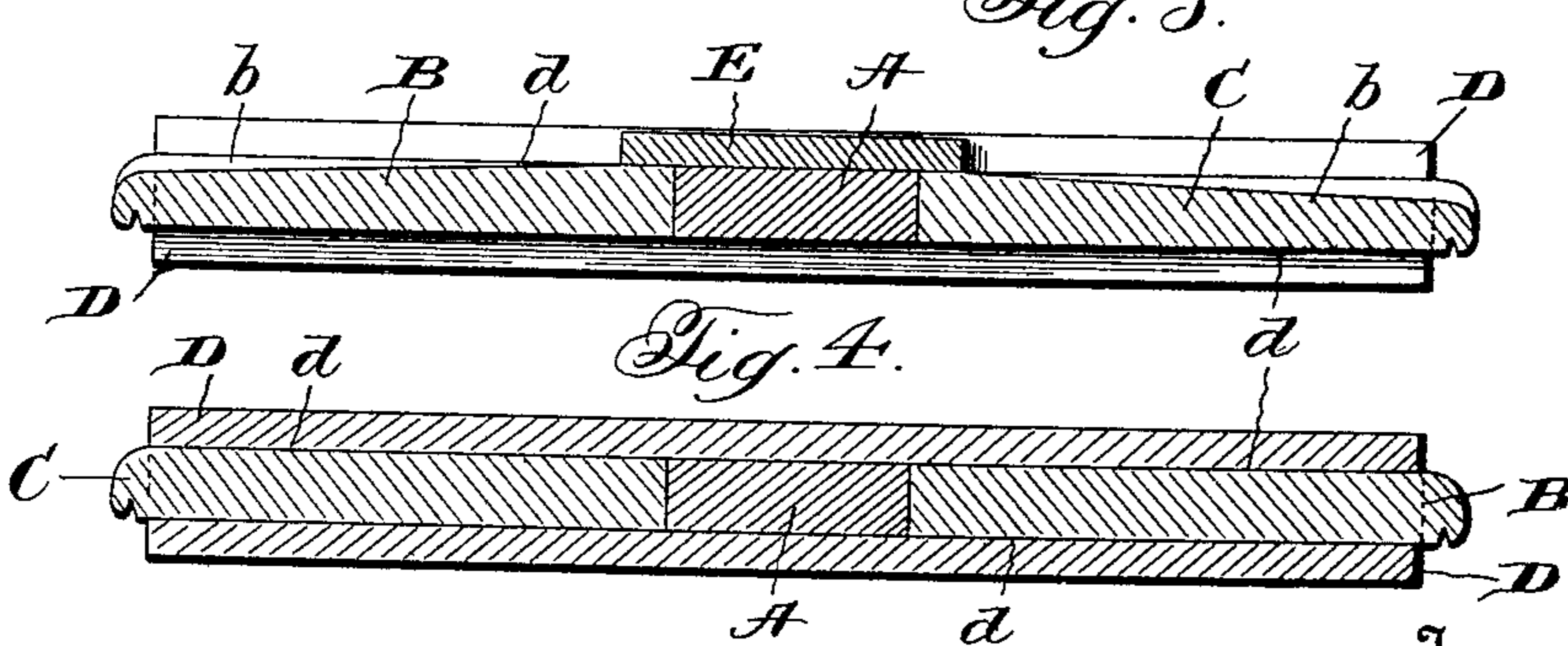
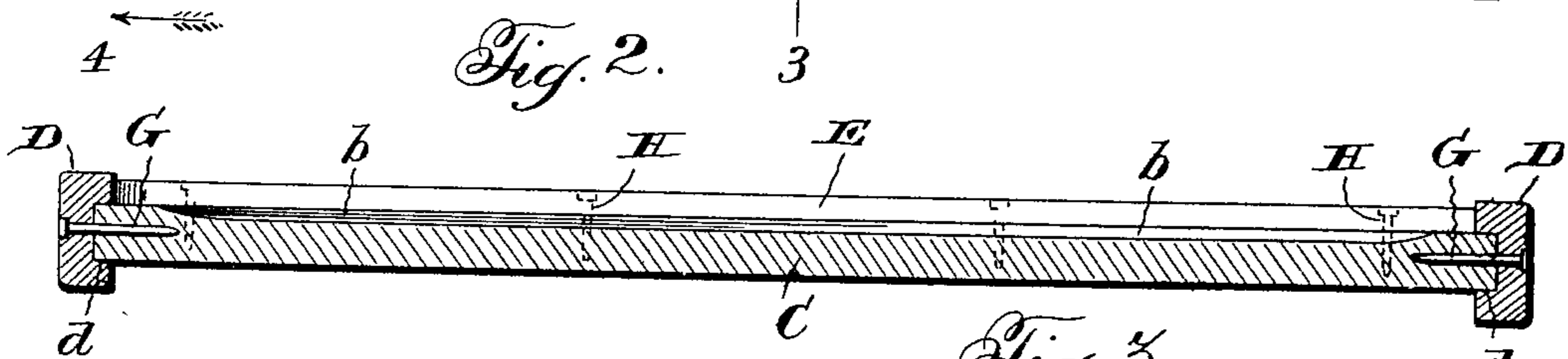
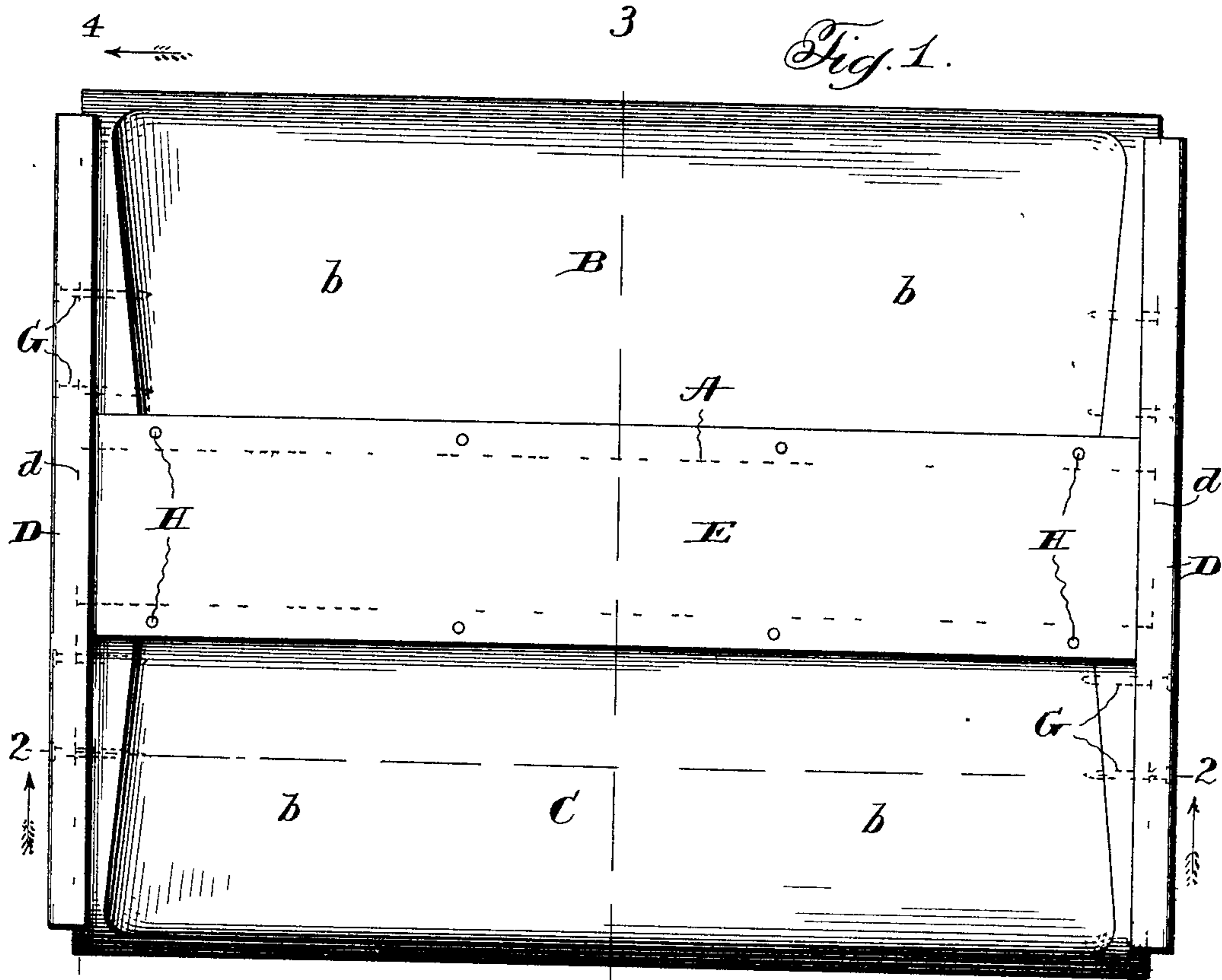


No. 783,079.

PATENTED FEB. 21, 1905.

E. R. ROOT.
BEEHIVE COVER.

APPLICATION FILED DEC. 5, 1904.



Witnesses
Jas. Hutchinson
J. L. Lawlor

Inventor
Ernest R. Root,
 by *Trindle & Williamson, Attorneys.*

UNITED STATES PATENT OFFICE.

ERNEST R. ROOT, OF MEDINA, OHIO, ASSIGNOR TO THE A. I. ROOT COMPANY, OF MEDINA, OHIO.

BEEHIVE-COVER.

SPECIFICATION forming part of Letters Patent No. 783,079, dated February 21, 1905.

Application filed December 5, 1904 Serial No 235,569.

To all whom it may concern:

Be it known that I, ERNEST R. ROOT, of Medina, in the county of Medina, and in the State of Ohio, have invented a certain new and useful Improvement in Beehive Covers; and I do hereby declare that the following is a full, clear, and exact description thereof, reference being had to the accompanying drawings, in which

Figure 1 is a top plan view of a beehive cover embodying my invention; and Figs. 2, 3, and 4 are sections taken on the lines 2 2, 3 3, and 4 4, respectively, of Fig. 1.

The object of my invention has been to provide a beehive-cover which shall have, among other advantages, that of so shedding rain that the hive is properly protected therefrom, that of being so constructed that while it is cheap it shall also be durable and not liable to warp or crack, and that of having its joints so constructed that rain is not likely to work into them; and to such ends my invention consists in the beehive-cover hereinafter specified.

As illustrated, my cover preferably comprises a middle board A and side boards B and C, which are united by cleats D at each end thereof, the cracks between the boards A and B being covered by a ridge-board E, extending from cleat to cleat and preferably fitting snugly between the same. The middle board A and the side boards B and C are left their full thickness at the ends and are received in grooves *d* in the cleats D. The cleats are preferably a little shorter than the total width of the middle and side boards, as this affords an economy of lumber and makes the cleats less liable to be knocked off the cover. The side boards B and C are cut out from points just inside the cleats, the boards being so cut as to form a surface *b*, slanting from the ridge board E to the outer edges of the boards B and C, such edges being preferably rounded. The slant of the surfaces *b* can be very slight and yet be enough to let the water pass off at the sides instead of flowing toward the cleats if the hive is properly leveled. The cleats are fastened to the middle board A and side boards B and C, as by nails

G, and the ridge-board E is preferably secured to the side boards B and C, as by nails H.

I have found by experience that the side boards B and C do not check or crack or warp as easily when they are left their full thickness, as in my before-described cover, as they do when rabbeted, where they are secured to the cleat. Moreover, it is easy to make a perfect joint between the cleat and the side boards for the reason that the side boards can enter to the bottom of the groove in the cleat whether such groove be of a greater or less depth. Moreover, the joint between the cleat and the upper sides of the said boards is horizontal, and water is therefore less likely to enter than if it were vertical.

It is obvious that changes can be made in the above described construction which will embody the principles of my invention, and I do not desire to be limited beyond the requirements of the prior art or the letter of my claims.

Having thus described my invention, what I claim is

1. In a beehive cover, the combination of side boards, and cleats receiving the ends of said boards, the said side boards being of full thickness where they enter the cleats, and being cut away on their upper surfaces between their ends, forming a slanting surface to serve as a water-shed.

2. In a beehive cover, the combination of side boards, cleats receiving the ends of said boards, the said side boards being of full thickness where they enter the cleats and being cut away on their upper surfaces between their ends, forming a slanting surface to serve as a water-shed, and a ridge board extending over said side boards and between the inner surfaces of said cleats.

3. In a beehive cover, the combination of a middle board and two side boards, said boards being of full thickness at their ends, cleats having grooves adapted to receive said ends, said side boards being cut away between their ends to form slanting surfaces that are adapted to shed water.

4. In a beehive-cover, the combination of a

middle board and two side boards, said boards being of full thickness at their ends, cleats having grooves adapted to receive said ends, said side boards being cut away between their 5 ends to form slanting surfaces that are adapted to shed water, and a ridge board extending over said side boards and fitting snugly between said cleats.

5. In a beehive-cover, the combination of 10 middle and side boards, having their ends of the full thickness of the boards, said ends being of uniform thickness, cleats having grooves that are adapted to receive the said

ends, whereby the joints between the upper surfaces of said boards and the said cleats are 15 horizontal, the said side boards being cut away between their ends to form water-shedding surfaces, and a ridge board covering the joints between said side and middle boards, and fitting snugly between said cleats. 20

In testimony that I claim the foregoing I have hereunto set my hand

ERNEST R. ROOT.

Witnesses:

FRANK SPELLMAN,
FRANK HEATH.