

May 5, 1931.

O. SMITH

1,803,813

STARTER AND POUND SECTION

Filed June 7, 1928

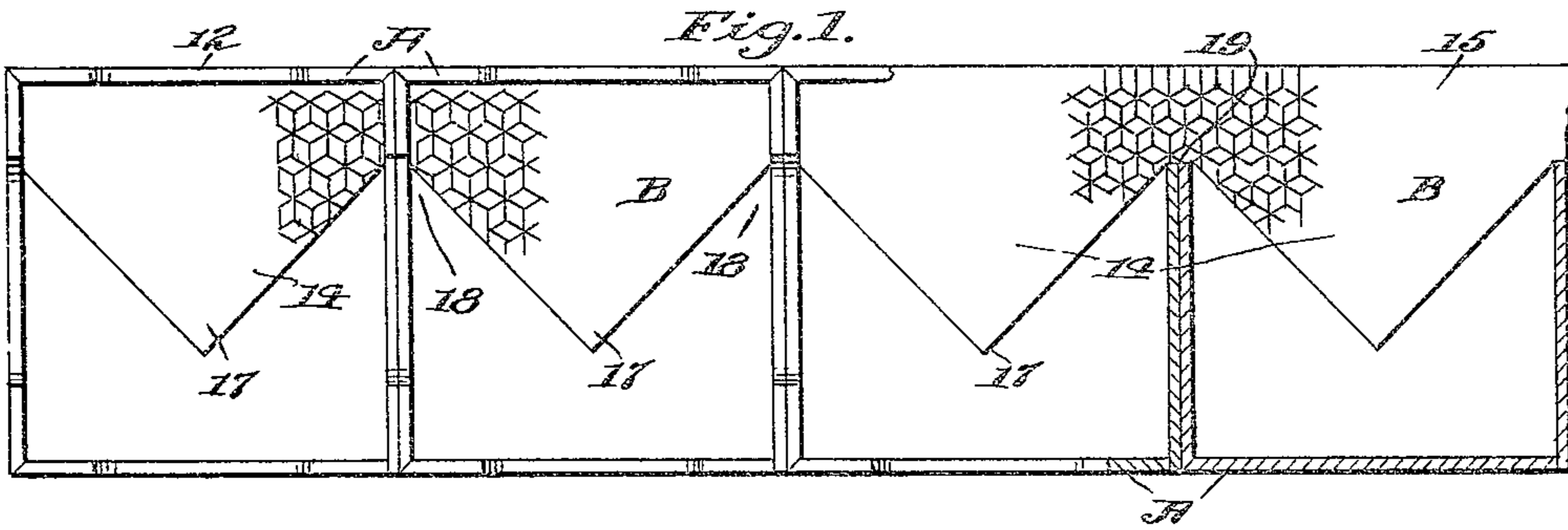


Fig. 1.

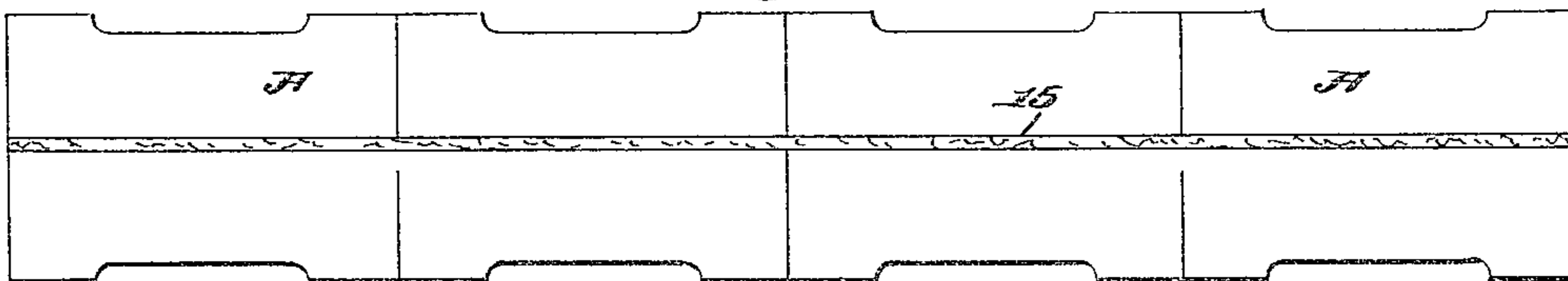


Fig. 2.

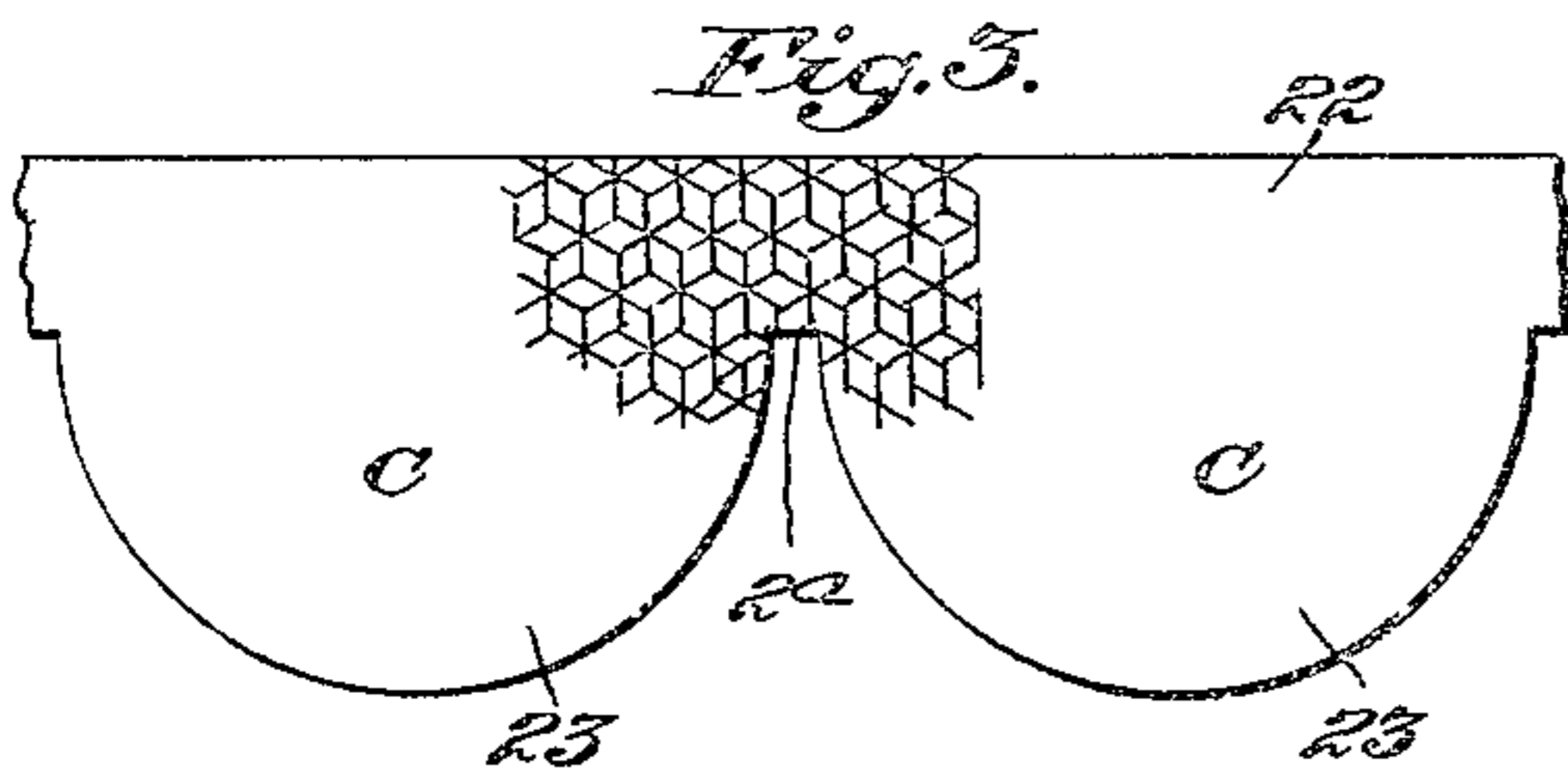


Fig. 3.

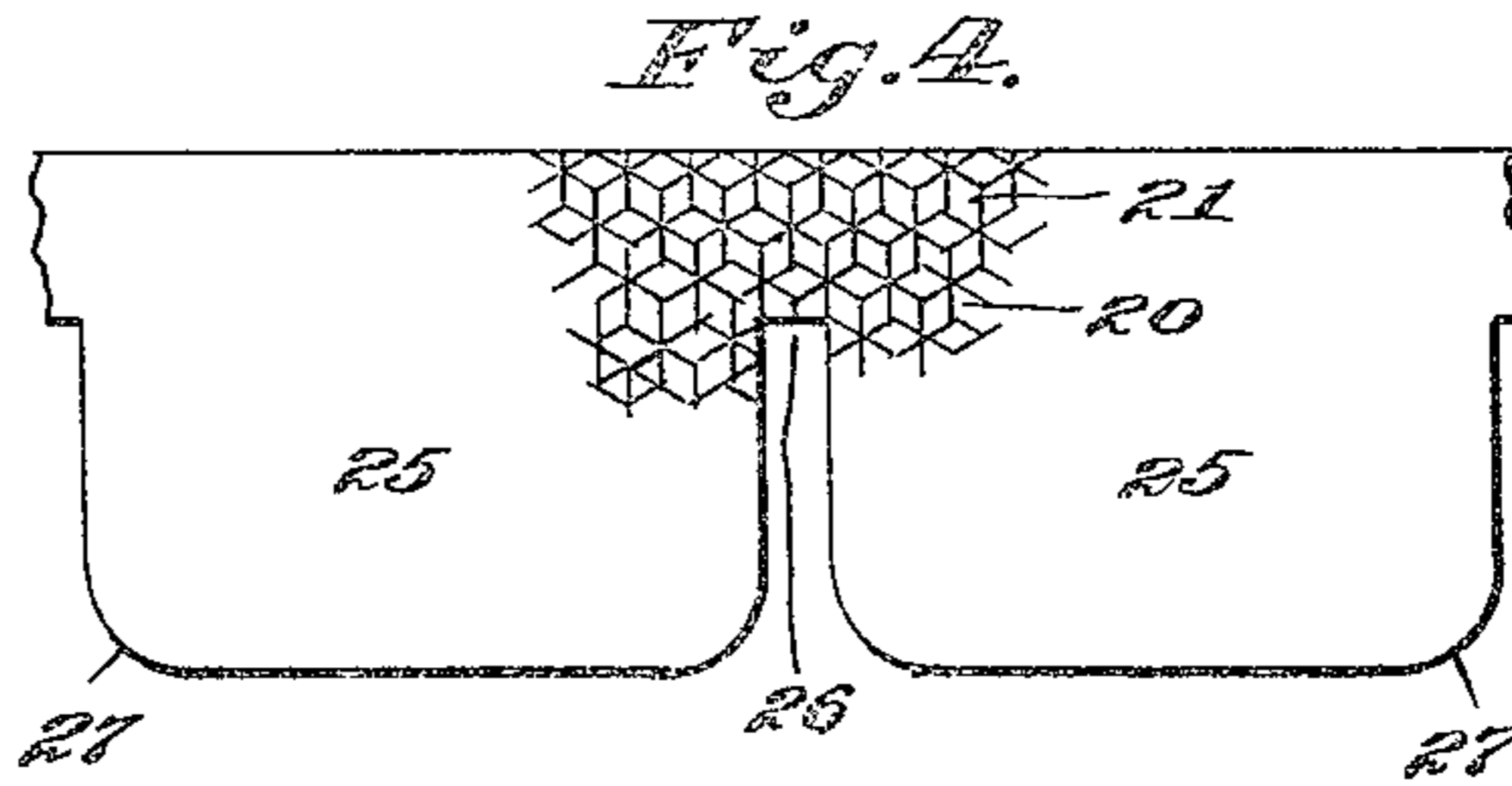


Fig. 4.

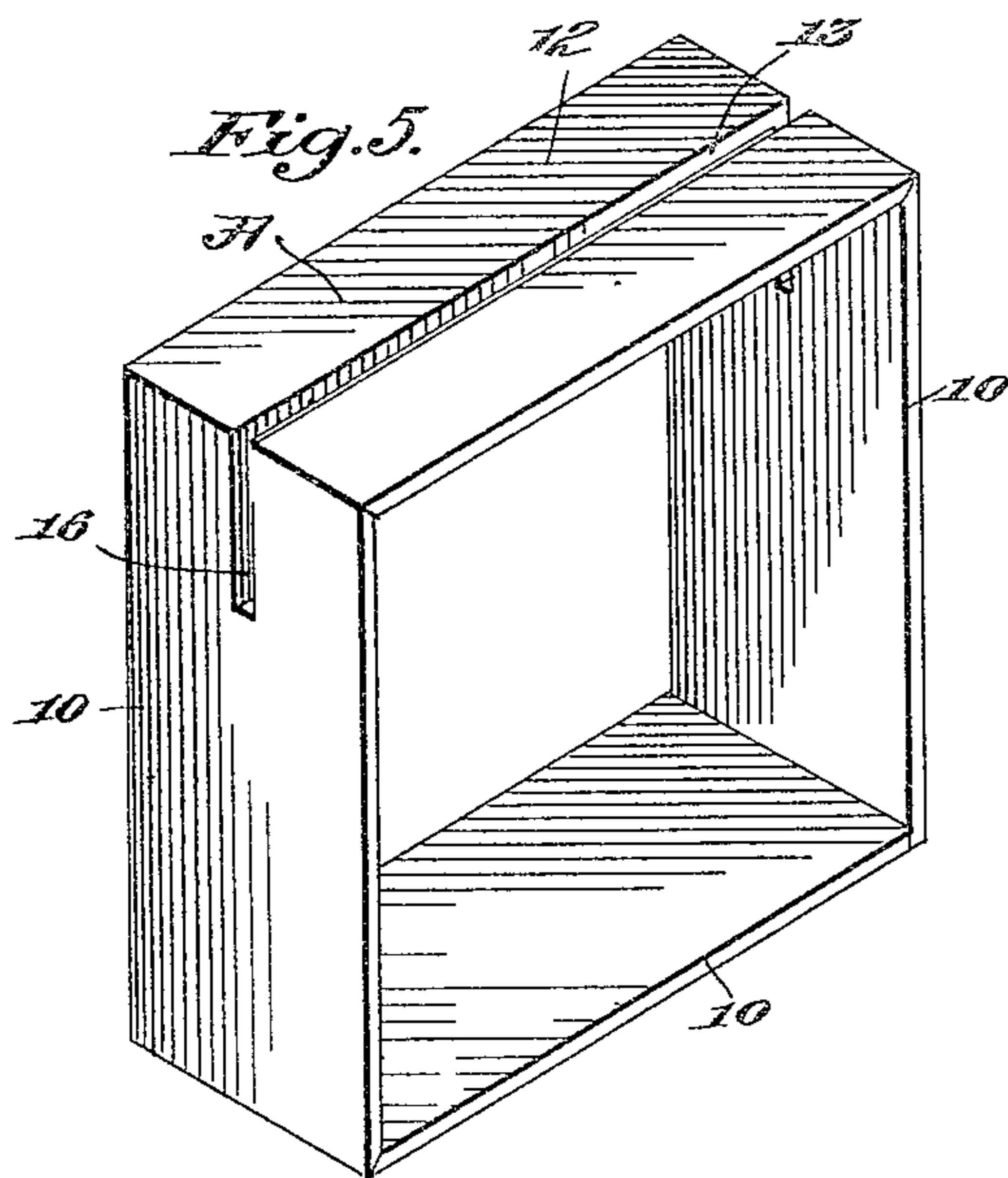



Fig. 5.

Inventor:  
Owen Smith,



Att'y.

# UNITED STATES PATENT OFFICE

OWEN SMITH, OF MONROE, VIRGINIA

STARTER AND POUND SECTION

Application filed June 7, 1928. Serial No. 283,531.

The invention relates to a comb foundation for beehives, and more especially to what may be termed a wax starter and pound sections for beehives.

5 The invention comprises a series of frames of standard size and a wax starter or foundation, these being of a particular construction, so that the latter can be positioned in the frames without the use of special tools  
10 or without requiring any particular skill on the part of the user, the frames being held edge to edge in alignment with each other in the super of the beehive when the starter or foundation is placed in said frames,  
15 whereby they will constitute a unit within the beehive.

An aim of the present invention is the provision of a starter or foundation, wherein the same can be made in a single piece  
20 so shaped to engage in one or a series of frames or pound sections, whereby the series of connected sections can be easily and conveniently placed in the super of the beehive, while the engagement of the starter or foundation is carried forth without the use of  
25 any special tools or other implements and avoids a messy, slow or tedious operation on the part of the user, as the said starter can be dropped into suitable slots formed in  
30 the upper ends of the respective frames and on the filling of the latter with honey the same can be removed as a unit and the frames separated in their respective pound sections for the trade.

35 Another aim of the present invention is the provision of a frame constituting a pound comb section, wherein its construction is of the simplest form, avoiding special make up to accommodate the starter or foundation, which can be readily placed therein,  
40 and is in the form of a wax strip stamped or cut out in a shape whereby it will effect a series of foundations or starter for a plurality of frames, these being united in a row,  
45 so that the latter can be easily and quickly placed in the super of the beehive.

A further aim of the present invention is the provision of a starter or foundation, wherein the requirement of fastening me-  
50 diums or the use of special tools or imple-

ments is totally avoided, yet the starters or foundations will be common to the respective frames of a united row of the same and firmly held in proper position therein.

A still further aim of the present invention is the provision of a starter or foundation, wherein by reason of its particular design or shape the cost of manufacture is reduced to a minimum, and the fitting of the same into the frames in series is accomplished with ease and dispatch, thereby assuring economy in beehive culture.

With the foregoing aims or objects and others in view which will appear as the description proceeds, the invention resides in the novel construction, combination and arrangement of parts substantially as hereinafter fully described and more particularly defined by the appended claims, and the preferred embodiment of the invention being illustrated in the accompanying drawing. It is to be understood that changes in the precise embodiment of the herein disclosed invention may be made as come within the scope of the claims.

In the accompanying drawing:

Figure 1, is an elevation of the comb frames or pound sections and starter or foundation constructed and assembled in accordance with the invention, several of the frames and foundation being partly broken away for the sake of clearness in showing assemblage.

Figure 2, is a top plan view of the frames or sections and the foundation therein.

Figure 3, is a fragmentary elevation of a slightly modified form of starter or foundation, the modification being only in the shape.

Figure 4, is a view similar to Figure 3, showing a slight further modification.

Figure 5, is a perspective view of one of the frames or pound sections constructed in conformity with the invention.

Similar reference characters indicate corresponding parts throughout the several views in the drawing.

Referring to the drawing in detail, A designates generally each frame or pound section which is of standard size, preferably

55

60

65

70

75

80

85

90

95

100

having equi-length ends 10, bottom 11, and top 12, these being joined together in any suitable manner to render the frame a unit in itself. The frame A, in its walled make up constitutes no part of the present invention.

Each frame A, in its top 12 and extended partially into the ends 10, thereof has formed therein a slot 13, which is of the required width to accommodate a starter or foundation hereinafter fully described.

The starter or foundation B, in this manner generally designated, is in the form of a blank 14, made from wax cut or stamped to provide an unbroken upper area or edge, 15, which in its depth is preferably corresponding to the extent of the continuations 16, of the slot 13. in the ends 10, of the frames. Protruded or extended from this unbroken area or edge 15, are equiangular planes 17, producing alternating equiangular recisions 18, so that the crotch 19, of each of the latter will bridge or saddle end walls 10, when adjacent to each other in the arranging of a series of frames in end abutting relation to one another as illustrated in Figure 1, of the drawing, and the starter or foundation B, has been fully inserted in the slots 13, in the respective frames so arranged.

In carrying out the invention the blank 14, of wax is rolled or pressed into series of superposed rudimentary cells 20 and 21, in aligned groups with opposite sides or faces alike, this formation being common and well known, yet it being understood that these may be altered or varied suitable to the requirements of the bees and the working and storing of honey when used in the supers of a beehive. This wax structure forms the foundation or starter for the bees to build the honey cells upon because they start by depositing upon the faces of said cells, which determine for their work the size of the cells, whether they be worker cells or drone cells, and with the bee instinct, honey is deposited according to selection.

On inserting the starter or foundation in the slots 13, when the series of frames are brought together as hereinbefore stated, and the unbroken area or edge of said starter or foundation is buried in the slots, these frames and starter or foundation will have been joined together as a unit for the easy and convenient placing of the same as such within the super of a beehive. The starter or foundation by reason of its construction and assemblage with the frames enables unitary handling and when the frames have been filled with honey these can be separated with dispatch. The use of special tools for the placing of the starter or foundation in the frames is entirely eliminated, and fasteners for said starter or foundation dispensed with.

In Figure 3, the foundation or starter C,

has its blank 22, formed with half circular or rounded planes 23, and intermediate notches 24, in contra distinction to the planes and recisions shown in Figure 1, of the drawing, and this being the extent of the modification in Figure 3, of the same.

In Figure 4, of the drawing, there is shown another modification of starter or foundation, wherein the planes 25 are rectangular in form with intervening nitches 26, therebetween, the corners 27, of the planes being rounded.

What is claimed is:

1. The combination of a series of honey comb frames, each having a slot located medially of and extending transversely through the top and a distance into the ends of the same, and a foundation formed from a blank having an unbroken area and an irregular edge constituting alternate planes and recisions, the unbroken area being insertable in the slots when the frames are arranged in a row in end abutting relation to each other with the planes protruded into the respective frames, whereby the latter and the foundation will be joined as a unit.
2. The combination with a series of frames having slotted tops, of a foundation comprising a wax blank having opposite faces distorted to present cells and shaped to provide an unbroken edge and protruding planes and intermediate recisions, said blank being insertable in the slots in the frames when in abutting end to end relation to each other to have the planes extend into said frames and the recisions saddling the ends thereof to effect a union between the frames and foundation.
3. A comb foundation of wax formed from a single piece having an unbroken upper portion to be accommodated within the tops of adjacent comb frames and supported only from the ends of the latter and also provided with a depending plane to extend into said frame.

In testimony whereof I affix my signature.

OWEN SMITH.